

## STANDARD CAPACITANCE TVS ARRAY

### APPLICATIONS

- ✓ RS-232, RS-422 & RS-423 Data Lines
- ✓ Microprocessor Based Equipment
- ✓ Control & Monitoring Equipment
- ✓ Modems
- ✓ Portable Electronics
- ✓ Medical Electronics

### IEC COMPATIBILITY (EN61000-4)


- ✓ 61000-4-2 (ESD): Air - 15kV, Contact - 8kV
- ✓ 61000-4-4 (EFT): 40A - 5/50ns
- ✓ 61000-4-5 (Surge): 12A, 8/20 $\mu$ s - Level 1(Line-Gnd) & Level 2(Line-Line)

### FEATURES

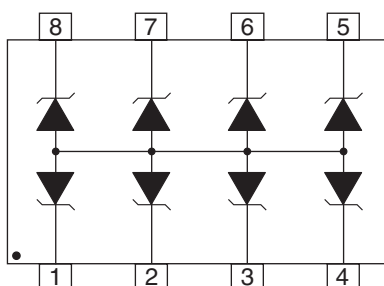
- ✓ 500 Watts Peak Pulse Power per Line ( $t_p=8/20\mu$ s)
- ✓ Bidirectional Configurations
- ✓ Monolithic Design
- ✓ Available in Voltage Types Ranging From: 5V to 24V
- ✓ Protects 4 - 7 Lines
- ✓ ESD Protection > 40 kilovolts
- ✓ RoHS Compliant in Lead-Free Versions

### MECHANICAL CHARACTERISTICS

- ✓ Molded JEDEC SO-8 Package
- ✓ Weight 70 milligrams (Approximate)
- ✓ Available in Tin-Lead or Lead-Free Pure-Tin Plating(Annealed)
- ✓ Solder Reflow Temperature:
  - Tin-Lead - Sn/Pb, 85/15: 240-245°C
  - Pure-Tin - Sn, 100: 260-270°C
- ✓ Flammability rating UL 94V-0
- ✓ 12mm Tape and Reel Per EIA Standard 481
- ✓ Marking: Logo, Marking Code, Date Code & Pin One Defined By Dot on Top of Package



### PIN CONFIGURATION

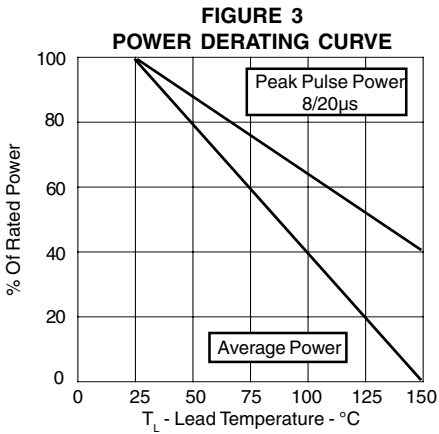
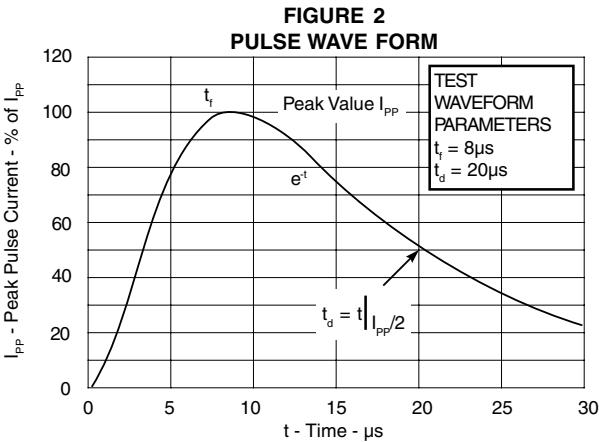
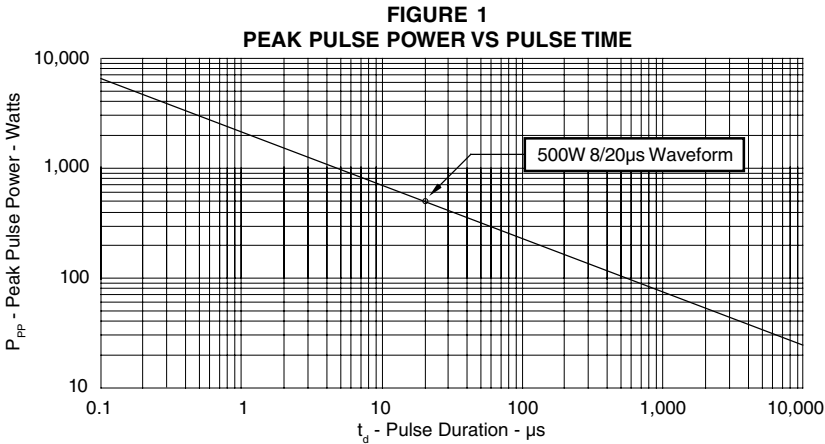


## DEVICE CHARACTERISTICS

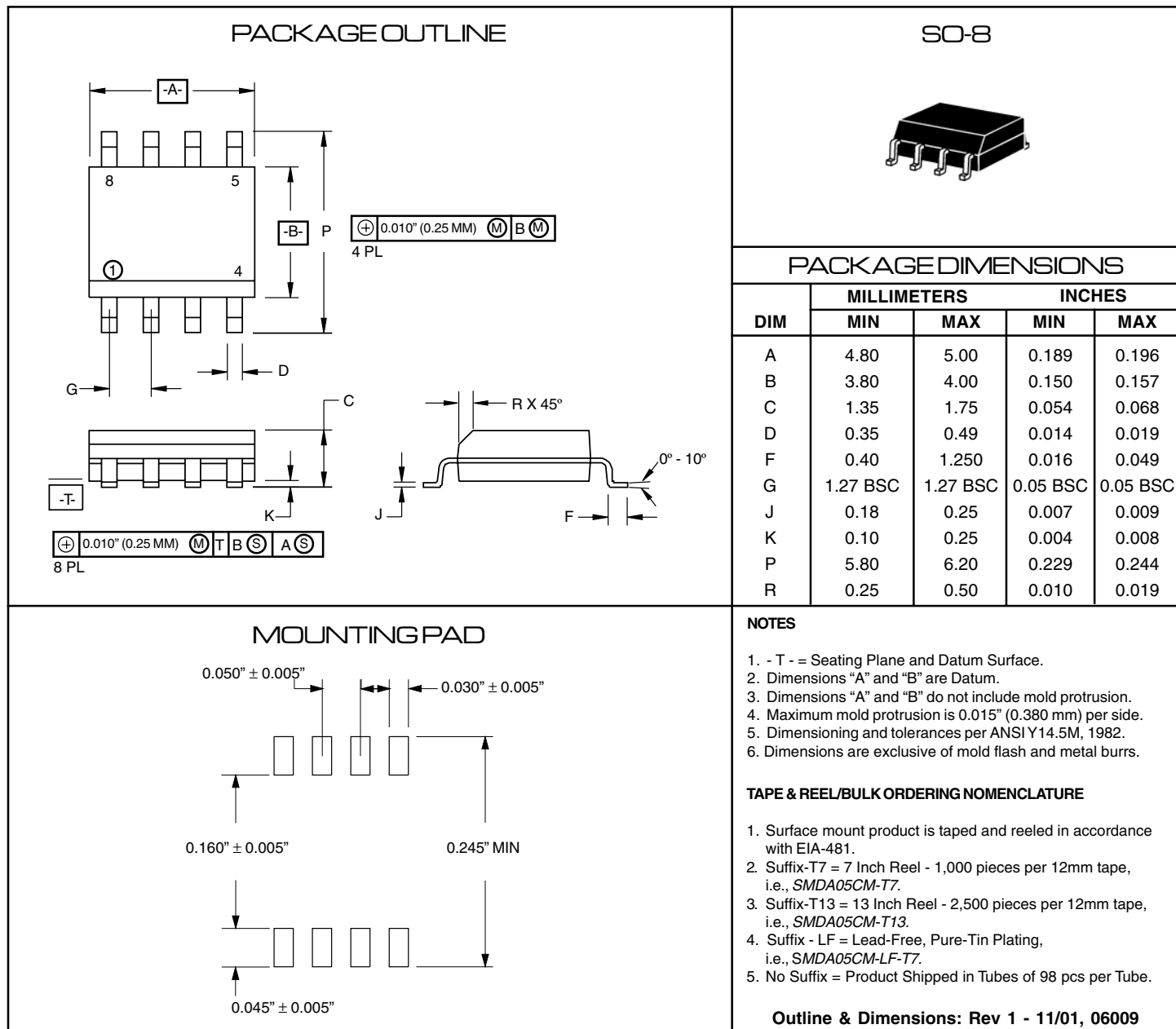
MAXIMUM RATINGS @ 25°C Unless Otherwise Specified			
PARAMETER	SYMBOL	VALUE	UNITS
Peak Pulse Power ( $t_p = 8/20\mu s$ ) - See Figure 1	$P_{PP}$	500	Watts
Operating Temperature	$T_J$	-55°C to 150°C	°C
Storage Temperature	$T_{STG}$	-55°C to 150°C	°C

ELECTRICAL CHARACTERISTICS PER LINE @ 25°C Unless Otherwise Specified							
PART NUMBER	DEVICE MARKING CODE	RATED STAND-OFF VOLTAGE  $V_{WM}$ VOLTS	MINIMUM BREAKDOWN VOLTAGE  @ 1mA $V_{(BR)}$ VOLTS	MAXIMUM CLAMPING VOLTAGE (See Fig. 2)  @ $I_p = 1A$ $V_C$ VOLTS	MAXIMUM CLAMPING VOLTAGE (See Fig. 2)  @ 8/20 $\mu s$ $V_C @ I_{PP}$	MAXIMUM LEAKAGE CURRENT  @ $V_{WM}$ $I_D$ $\mu A$	MAXIMUM CAPACITANCE PER LINE  @ 0V, 1 MHz C pF
SMDA05CM	REB	5.0	6.0	9.8	19.0V @ 30A	100	350
SMDA08CM	REC	8.0	8.5	13.4	23.7V @ 24A	10	300
SMDA12CM	RED	12.0	13.4	19.0	29.2V @ 20A	1	150
SMDA15CM	REF	15.0	16.7	24.0	31.1V @ 18A	1	100
SMDA24CM	REH	24.0	26.7	43.0	45.0V @ 13A	1	63

GRAPHS



## PACKAGE OUTLINE & DIMENSIONS



COPYRIGHT © ProTek Devices 2005

SPECIFICATIONS: ProTek reserves the right to change the electrical and or mechanical characteristics described herein without notice (except JEDEC).

DESIGN CHANGES: ProTek reserves the right to discontinue product lines without notice, and that the final judgement concerning selection and specifications is the buyer's and that in furnishing engineering and technical assistance, ProTek assumes no responsibility with respect to the selection or specifications of such products.

### ProTek Devices

2929 South Fair Lane, Tempe, AZ 85282

Tel: 602-431-8101 Fax: 602-431-2288

E-Mail: [sales@protekdevices.com](mailto:sales@protekdevices.com)

Web Site: [www.protekdevices.com](http://www.protekdevices.com)