

CMOS OR GATES

4071B - Quad 2-Input OR
4072B - Dual 4-Input OR
4075B - Triple 3-Input OR

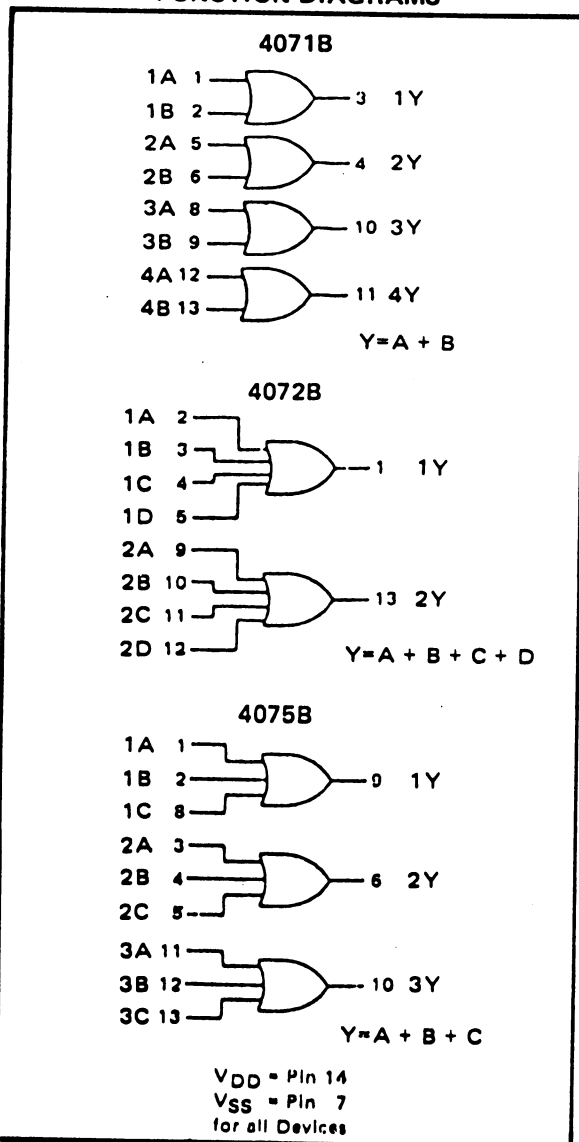
FEATURES

- ◆ Buffered Outputs
- ◆ Diode Protection on all Inputs
- ◆ Fully "B"-Series Compatible

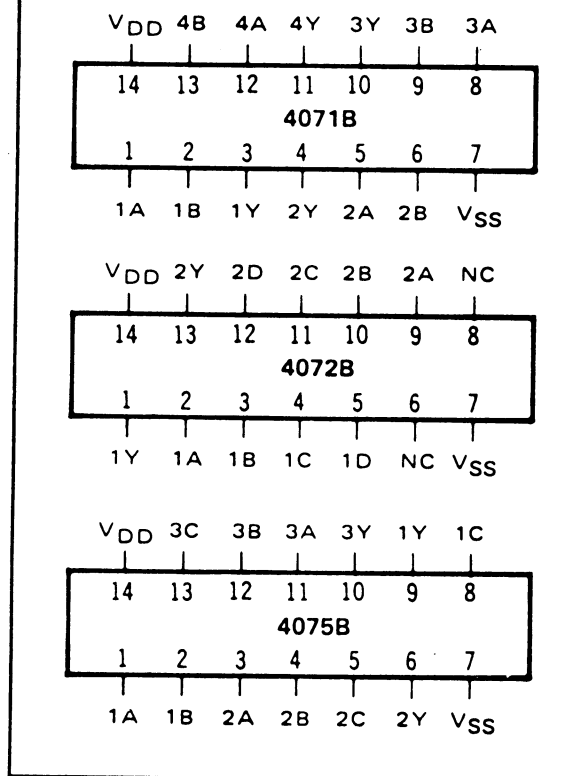
TRUTH TABLE

Inputs	Output
00 . . . 0	0
All other combinations	1

FUNCTION DIAGRAMS



CONNECTION DIAGRAMS
(all packages)



RECOMMENDED OPERATING CONDITIONS

For maximum reliability:

DC Supply Voltage	$V_{DD} - V_{SS}$	3 to 15	Vdc
Operating Temperature	T_A	-55 to +125	°C
		-40 to +85	°C

ELECTRICAL CHARACTERISTICS

STATIC CHARACTERISTICS¹

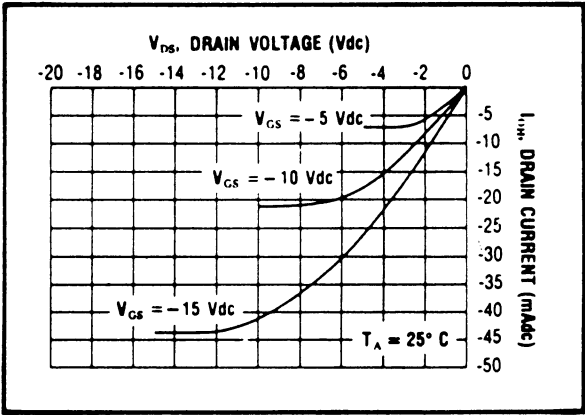
PARAMETER	V _{DD} (Vdc)	CONDITIONS	T _{LOW} ²		+25°C			T _{HIGH} ²		Units
			Min.	Max.	Min.	Typ.	Max.	Min.	Max.	
QUIESCENT DEVICE CURRENT	I _{DD}	5	—	0.05	—	0.0005	0.05	—	1.5	μAdc
		10	—	0.10	—	0.001	0.10	—	3.0	
		15	—	0.20	—	0.002	0.20	—	6.0	

NOTES: ¹ Remaining Static Electrical Characteristics are listed under "4000B Series Family Specifications".

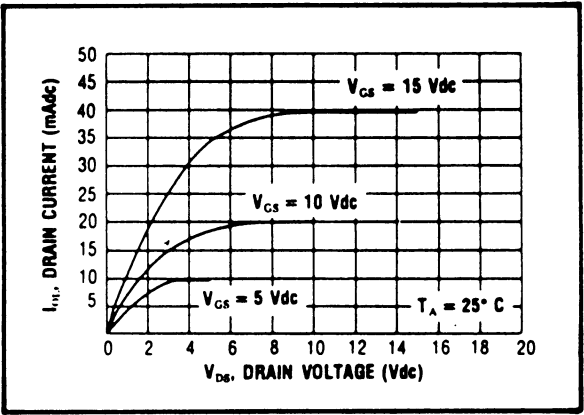
² T_{LOW} = -55°C for C
= -40°C for E
T_{HIGH} = +125°C for C
= + 85°C for E

DYNAMIC CHARACTERISTICS (C_L = 50pF, T_A = 25°C)

PARAMETER		V _{DD} (Vdc)	Min.	Typ.	Max.	Units
PROPAGATION DELAY TIME	t _{PLH} , t _{PHL}	5	—	100	200	ns
		10	—	50	100	
		15	—	40	80	
OUTPUT TRANSITION TIME	t _{TLH} , t _{THL}	5	—	90	180	ns
		10	—	45	90	
		15	—	40	80	



Typical P-Channel
Source Current Characteristics
LOGIC DIAGRAMS



Typical N-Channel
Sink Current Characteristics

SCHEMATIC DIAGRAM 4072B (1 of 2 gates)

