

ECONOLINE - DC/DC-Converter

REC3-S/DRW(Z) Series, 3W, DIP24, Regul., Wide Input 2:1 & 4:1 (Single & Dual Output)

RECOM

Selection Guide

Part Number DIP24	Input Voltage (VDC)	Output Voltage (VDC)	Output Current (mA)	Efficiency (%)
REC3-XX05SRW*	9 - 18, 18 - 36, 36 - 72	5	600	74
REC3-XX09SRW*	9 - 18, 18 - 36, 36 - 72	9	330	79
REC3-XX12SRW *	9 - 18, 18 - 36, 36 - 72	12	250	80
REC3-XX15SRW*	9 - 18, 18 - 36, 36 - 72	15	200	80
REC3-XX05DRW*	9 - 18, 18 - 36, 36 - 72	±5	±300	74
REC3-XX12DRW*	9 - 18, 18 - 36, 36 - 72	±12	±125	79
REC3-XX15DRW*	9 - 18, 18 - 36, 36 - 72	±15	±100	79
REC3-XX05SRWZ*	9 - 36, 18 - 72	5	600	74
REC3-XX09SRWZ*	9 - 36, 18 - 72	9	330	79
REC3-XX12SRWZ*	9 - 36, 18 - 72	12	250	80
REC3-XX15SRWZ*	9 - 36, 18 - 72	15	200	80
REC3-XX05DRWZ*	9 - 36, 18 - 72	±5	±300	74
REC3-XX12DRWZ*	9 - 36, 18 - 72	±12	±125	78
REC3-XX15DRWZ*	9 - 36, 18 - 72	±15	±100	78

XX = 9-18Vin = 12 *add „/A“, „/ B“ or „/ C“ for Pinning, see next page.
XX = 18-36Vin = 24
XX = 36-72Vin = 48
XX = 9-36Vin = 24
XX = 18-72Vin = 48

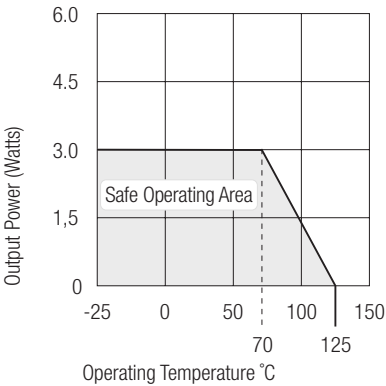


Features

- 3W DIP Package
- Short Circuit Protection
- Regulated Output
- 100% Burned In
- Cost Effective
- UL94V-0 Package Material
- Efficiency to 80%
- 1kVDC Isolation

Specifications (Core Operating Area) and Operating Temperature / Derating-Graph

Voltage Setting Accuracy	±2% max.
Temperature Coefficient	±0.03%/°C
Ripple and Noise (20MHz BW)	100mVp-p max.
Line Regulation (HL-LL)	±0.2% max.
Load Regulation (for output load current change from 10% to 100%)	±0.2% max.
Short Circuit Protection	Continuous
Operating Temperature	-25°C to +70°C (see Graph)
Storage Temperature	-55°C to +100°C
Cooling	Free-Air Convection
Input Filter	Pi Network
Efficiency	70% min.
Isolation Voltage	1.000VDC min.
Isolation Resistance	10 ⁹ ohms min.
Switching Frequency at Full Load	25 kHz min.
Isolation Capacitance	80pF max.
Weight	14.6g
Case Material	Non-Conductive Plastic



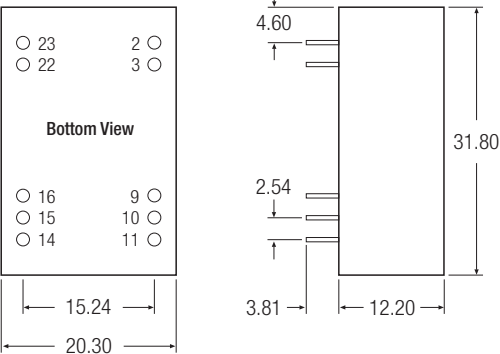
ECONOLINE - DC/DC-Converter

REC3-S/DRW(Z) Series, 3W, DIP24, Regul., Wide Input 2:1 & 4:1 (Single & Dual Output)

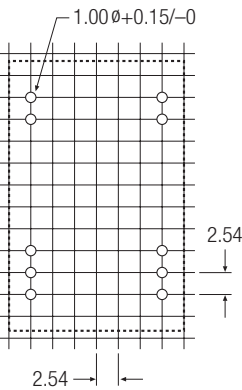
RECOM

Package Style and Pinning (mm)

Package Style and Pinning A

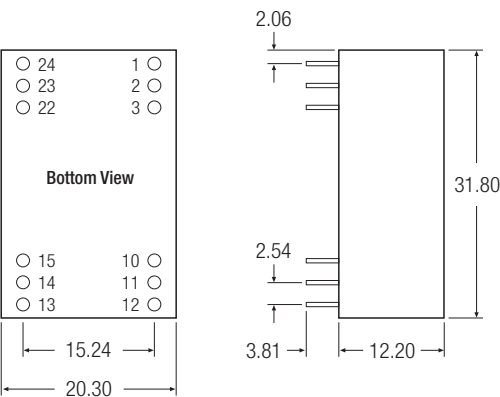


Recommended Footprint Details

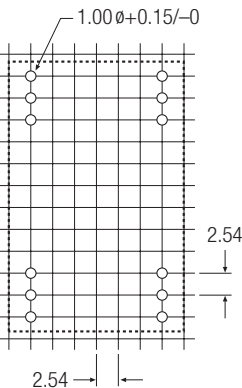


Pin Connections		
Pin #	Single	Dual
2	-Vin	-Vin
3	-Vin	-Vin
9	NC	Common
10	NC	NC
11	NC	-Vout
14	+Vout	+Vout
15	NC	NC
16	-Vout	Common
22	+Vin	+Vin
23	+Vin	+Vin

Package Style and Pinning B

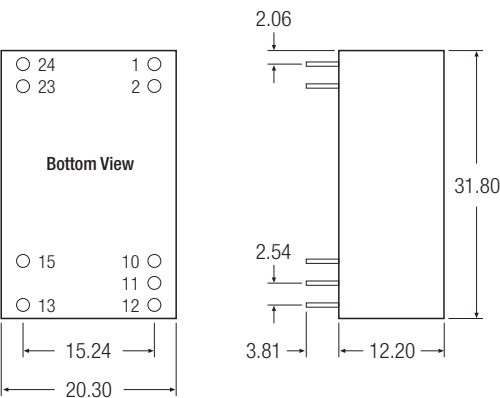


Recommended Footprint Details

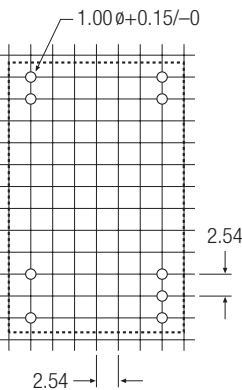


Pin Connections		
Pin #	Single	Dual
1	+Vin	+Vin
2	NC	-Vout
3	NC	Common
10	-Vout	Common
11	+Vout	+Vout
12	-Vin	-Vin
13	-Vin	-Vin
14	+Vout	+Vout
15	-Vout	Common
22	NC	Common
23	NC	-Vout
24	+Vin	+Vin

Package Style and Pinning C



Recommended Footprint Details



Pin Connections		
Pin #	Single	Dual
1	+Vin	+Vin
2	+Vin	+Vin
10	NC	Common
11	NC	Common
12	-Vout	NC
13	+Vout	-Vout
15	NC	+Vout
23	-Vin	-Vin
24	-Vin	-Vin

XX.X ± 0.5 mm
XX.XX ± 0.25 mm