

# ECONOLINE - DC/DC-Converter

RF Series, 1.25 Watt, DIP8 (Single & Dual Output)

RECOM

### Features

- Industry Standard Pinout
  - 1kVDC & 2kVDC Isolation
  - No Heatsink Required
- No Extern. Components Required
  - Custom Solutions Available
  - UL94V-0 Package Material

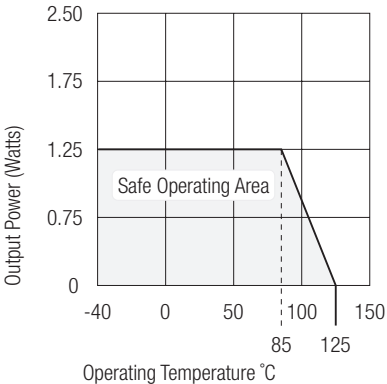


### Selection Guide

Part Number		Input Voltage (VDC)	Output Voltage (VDC)	Output Current (mA)	Efficiency (%)
DIP 8	(2kV)				
RF-XX3.3S	(H)	3.3, 5, 9, 12, 15, 24	3.3	378	70
RF-XX05S	(H)	3.3, 5, 9, 12, 15, 24	5	250	70
RF-XX09S	(H)	3.3, 5, 9, 12, 15, 24	9	140	78
RF-XX12S	(H)	3.3, 5, 9, 12, 15, 24	12	104	79
RF-XX15S	(H)	3.3, 5, 9, 12, 15, 24	15	84	80
RF-XX24S	(H)	3.3, 5, 9, 12, 15, 24	24	52	80
RF-XX3.3D	(H)	3.3, 5, 9, 12, 15, 24	±3.3	189	70
RF-XX05D	(H)	3.3, 5, 9, 12, 15, 24	±5	±125	70
RF-XX09D	(H)	3.3, 5, 9, 12, 15, 24	±9	±70	75
RF-XX12D	(H)	3.3, 5, 9, 12, 15, 24	±12	±52	78
RF-XX15D	(H)	3.3, 5, 9, 12, 15, 24	±15	±42	80
RF-XX24D	(H)	3.3, 5, 9, 12, 15, 24	±24	±26	80

### Specifications (Core Operating Area) and Operating Temperature / Derating-Graph

Input Voltage	±10%	
Input Filter	Capacitor Type	
Output Voltage Accuracy	±5%	
Line Voltage Regulation	1,2%/1% V Input	
Load Voltage Regulation (10% to 100% full load)	3.3V output types 5V output type 9V, 12V, 15V, 24V output types	20% max. 15% max. 10% max.
Ripple and Noise (20MHz limited)	100mVp-p max.	
Efficiency at Full Load	70% min.	
Isolation Voltage	1.000VDC min. (also available with 2.000VDC, Suffix „H“)	
Isolation Resistance (Viso = 500VDC)	10 GΩ min.	
Isolation Capacitance	30pF min./80pF max.	
Short Circuit Protection	1 Second	
Switching Frequency at Full Load	100kHz typ.	
Operating Temperature	-40°C to +85°C (see Graph)	
Storage Temperature	-55°C to +125°C	
Package Weight	Single output types Dual output types	1.8g 1.9g



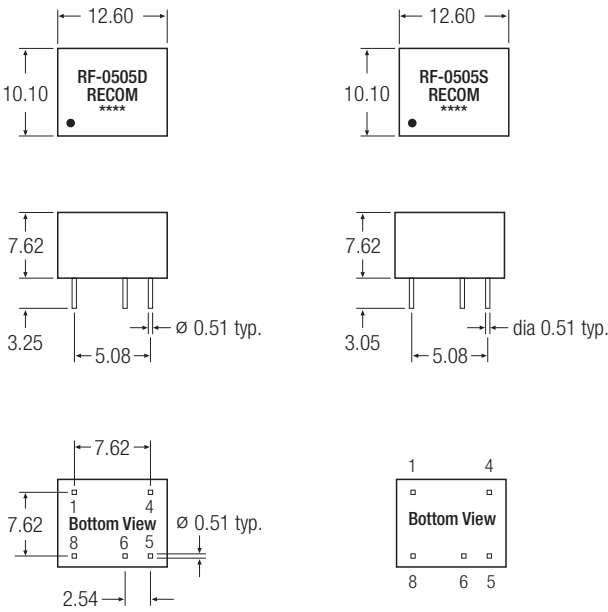
# ECONOLINE - DC/DC-Converter

RF Series, 1.25 Watt, DIP8 (Single & Dual Output)

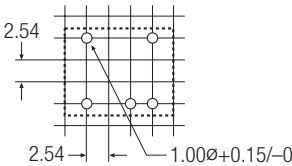
RECOM

## Package Style and Pinning (mm)

### 8 PIN DIP Package



### Recommended Footprint Details



### Pin Connections

Pin #	Single	Dual
1	-Vin	-Vin
4	+Vin	+Vin
5	+Vout	+Vout
6	NC	Com
8	-Vout	-Vout

NC = No Connection

XX.X ± 0.5 mm  
XX.XX ± 0.25 mm