


# ECONOLINE - DC/DC-Converter

R0 and RE Series, 1 Watt, SIP4/SIP7 (Single Output)

RECOM

## Features

- Industry Standard Pinout
  - 1kVDC Isolation
  - UL 94V-0 Package Material
- Toroidal Magnetics
  - Fully Encapsulated
  - Custom Solutions Available

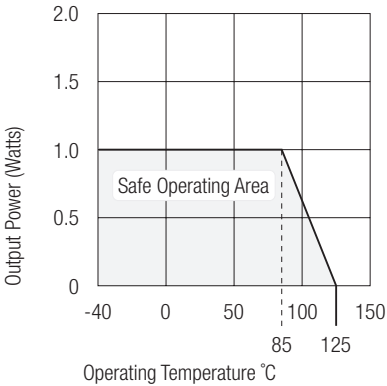


## Selection Guide

Part Number	Part Number		Input Voltage (VDC)	Output Voltage (VDC)	Output Current (mA)	Efficiency (%)
SIP4	SIP7	2kV				
RO-XX1.8S	RE-XX1.8S (H)		1.8, 3.3, 5, 9, 12, 15, 24	1.8 V	555	70
RO-XX3.3S	RE-XX3.3S (H)		1.8, 3.3, 5, 9, 12, 15, 24	3.3 V	303	75
RO-XX05S	RE-XX05S (H)		1.8, 3.3, 5, 9, 12, 15, 24	5 V	200	70-78
RO-XX09S	RE-XX09S (H)		1.8, 3.3, 5, 9, 12, 15, 24	9 V	111	70-78
RO-XX12S	RE-XX12S (H)		1.8, 3.3, 5, 9, 12, 15, 24	12 V	84	78-82
RO-XX15S	RE-XX15S (H)		1.8, 3.3, 5, 9, 12, 15, 24	15 V	66	80-84
RO-XX24S	RE-XX24S (H)		1.8, 3.3, 5, 9, 12, 15, 24	24 V	42	74-85

## Specifications (Core Operating Area) and Operating Temperature / Derating-Graph

Input Voltage	±10%	
Input Filter	Capacitor Type	
Output Voltage Accuracy	±5%	
Line Voltage Regulation	1,2%/1% V Input	
Load Voltage Regulation (10% to 100% full load)	1.8V, 3.3V types 5V type 9V, 12V, 15V, 24V types	20% max. 15% max. 10% max.
Efficiency at Full Load	70% min.	
Isolation Voltage	1.000VDC min. (Typ RE available with 2.000VDC, Suffix „H“)	
Isolation Resistance (Viso = 500VDC)	10 GΩ min.	
Isolation Capacitance	20pF min./75pF max.	
Ripple and Noise	100mVp-p max.	
Short Circuit Protection	1 Second	
Switching Frequency at Full Load	50kHz min. / 100kHz typ.	
Operating Temperature	-40°C to +85°C (see Graph)	
Storage Temperature	-55°C to +125°C	
Package Weight	R0 types RE types	1.4g 2.2g



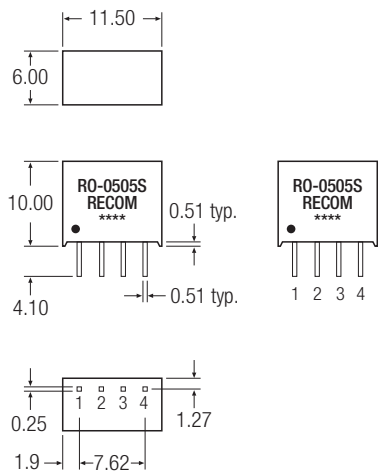
# ECONOLINE - DC/DC-Converter

R0 and RE Series, 1 Watt, SIP4/SIP7 (Single Output)

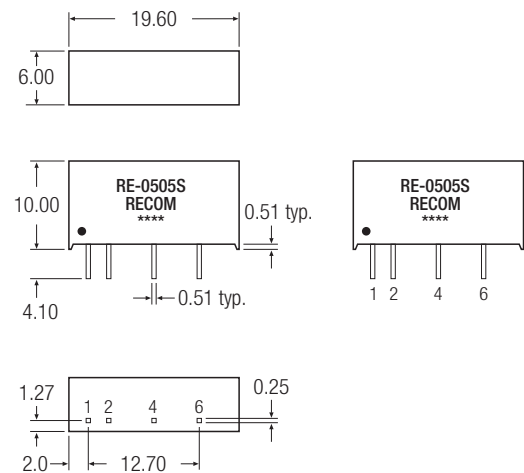
RECOM

## Package Style and Pinning (mm)

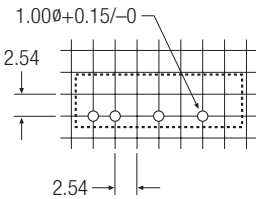
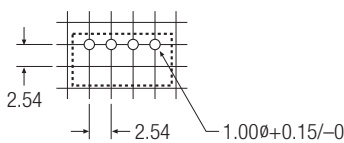
### 4 PIN SIP Package



### 7 PIN SIP Package



### Recommended Footprint Details



### Pin Connections

Pin #	R0	RE
1	-Vin	+Vin
2	+Vin	-Vin
3	-Vout	No Pin
4	+Vout	-Vout
6	No Pin	+Vout

XX.X ± 0.5 mm  
XX.XX ± 0.25 mm