

Features

- For Telecom DSM, XDSL, Application
- Internal Pi Filter
- Multi-Outputs
- Overcurrent Protection
- High Efficiency to 86%

INNOLINE
DC/DC-Converter

High Voltage Output Series

Selection Guide

Part Number	Input Range (VDC)	Output Voltage (VDC)	Output Current (mA)	Efficiency (%)	Dimension
RP3.6A2/x1	36-72	120	30	72	A2
RP6D2/x1	36-72	20	50	78	D2
RP9.2D2/x1	36-72	92	100	81	D2
RP15.4F2/x2	20-72	110	140	84	F2
RP15.4F2/x1	20-72	140	110	86	F2
RP11.4E1/x1	36-72	190	60	80	E1
RP16.2E1/x1	36-72	267	60	81	E1



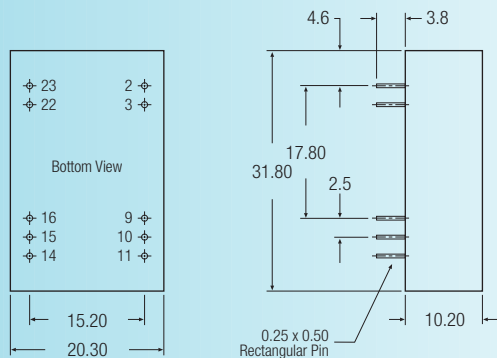
Specifications (typical at nominal input and 25°C unless otherwise noted)

Input Voltage Range	See table above: Selection Guide
Input Filter	Pi Type
Voltage Accuracy	±2.0%
Ripple and Noise, 20 MHz BW	2% Vout
Line Regulation, Full Line	±0.2%
Load Regulation, FL-1/4FL	±0.20% (Single) ±2% (Dual)
Temperature Coefficient	±0.02%/°C
Short Circuit Protection	Continuous
Isolation Voltage	1600VDC, min.
Isolation Resistance	10 ⁸ Ω
Operating Temperature Range	-25°C to +71°C
Storage Temperature Range	-40°C to +85°C
Cooling	Free-air Convection
Dimensions	See next page: Package Style and Pinning

Package Style and Pinning (mm)

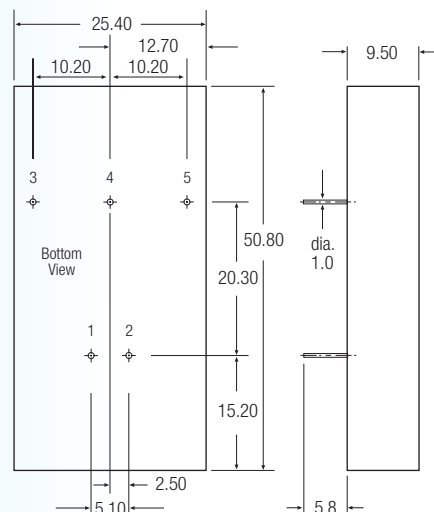
"For detailed datasheets and pinning please ask at our technical customer service."

A2 Case: 31.8 x 20.3 x 10.2 mm



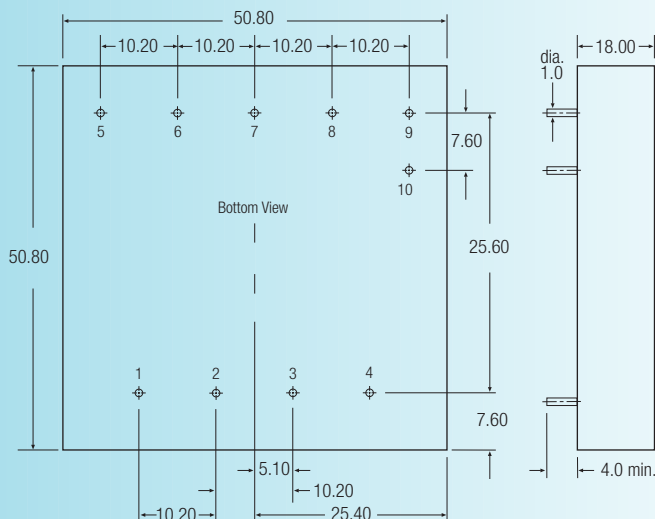
Pin Pitch Tolerance ± 0.35 mm

D2 Case: 50.8 x 25.4 x 9.5 mm



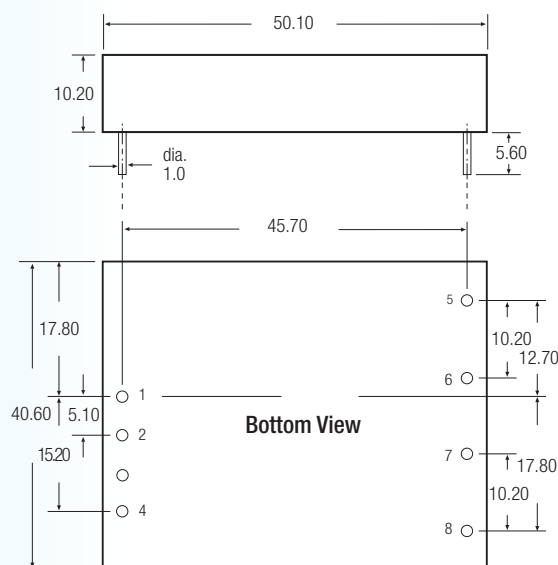
Pin Pitch Tolerance ± 0.5 mm

E1 Case: 50.8 x 50.8 x 18 mm



Pin Pitch Tolerance ± 0.4 mm

F2 Case: 50.1 x 40.6 x 10.2 mm



Pin Pitch Tolerance ± 0.5 mm