

SCHOTTKY BARRIER RECTIFIER

VOLTAGE RANGE 20 to 60 Volts CURRENT 8.0 Amperes

FEATURES

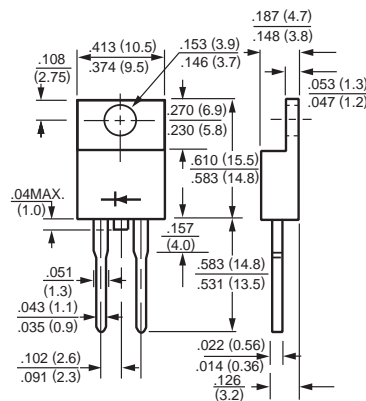
- * Low switching noise
- * Low forward voltage drop
- * Low thermal resistance
- * High current capability
- * High surge capability
- * High reliability

MECHANICAL DATA

- * Case: To-220A molded plastic
- * Epoxy: Device has UL flammability classification 94V-O
- * Lead: MIL-STD-202E method 208C guaranteed
- * Mounting position: Any
- * Weight: 2.24 grams



TO-220A



Dimensions in inches and (millimeters)

MAXIMUM RATINGS AND ELECTRICAL CHARACTERISTICS

Ratings at 25 °C ambient temperature unless otherwise specified.
Single phase, half wave, 60 Hz, resistive or inductive load.
For capacitive load, derate current by 20%.

MAXIMUM RATINGS (At T_A = 25°C unless otherwise noted)

[illegible]

ELECTRICAL CHARACTERISTICS (At $T_A = 25^{\circ}\text{C}$ unless otherwise noted)

CHARACTERISTICS		SYMBOL	SR820	SR830	SR835	SR840	SR845	SR850	SR860	UNITS
Maximum Instantaneous Forward Voltage at 8.0A DC		V _F	.65						.75	Volts
Maximum Average Reverse Current at Rated DC Blocking Voltage	@T _C = 25°C	I _R	5.0							mAmps
	@T _C = 100°C		50							mAmps

NOTES : 1. Thermal Resistance Junction to Case.
2. Suffix "R" for Reverse Polarity.
2. Measured at 1 MHz and applied reverse voltage of 4.0 volts.

2001-4

RATING AND CHARACTERISTIC CURVES (SR820 THRU SR860)

FIG. 1 - TYPICAL FORWARD CURRENT DERATING CURVE

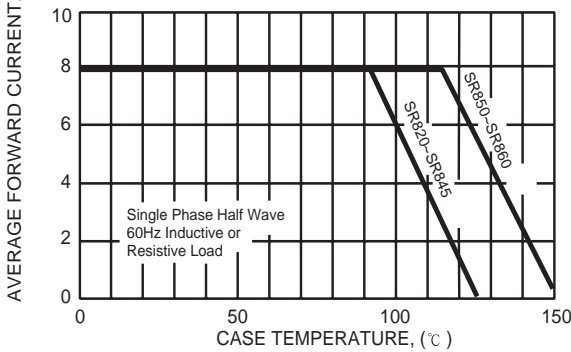


FIG. 2 - TYPICAL REVERSE CHARACTERISTICS

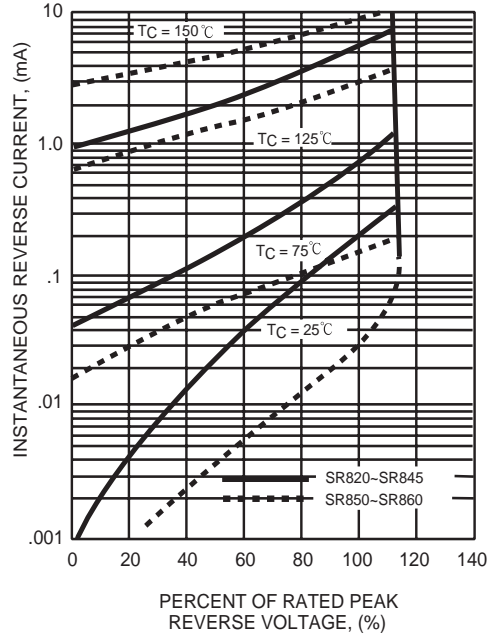


FIG. 3 - MAXIMUM NON-REPETITIVE FORWARD SURGE CURRENT

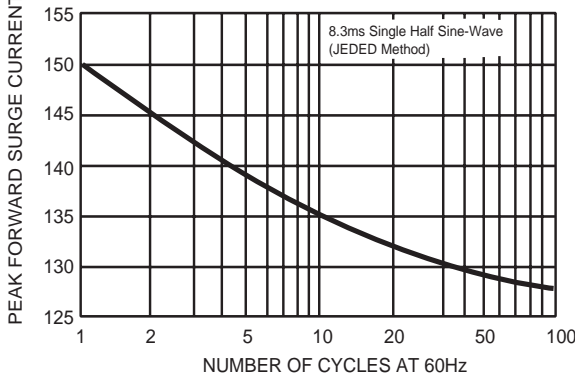


FIG. 4 - TYPICAL JUNCTION CAPACITANCE

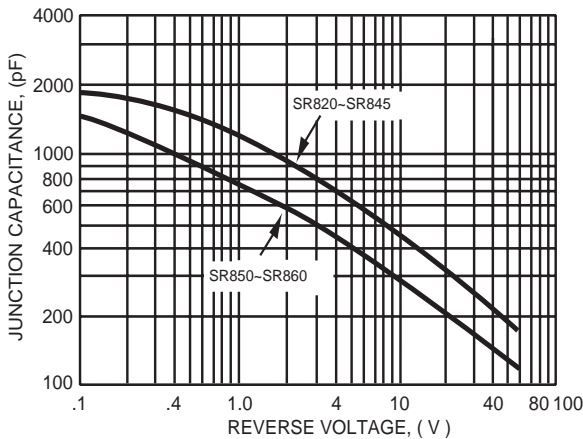


FIG. 5 - TYPICAL INSTANTANEOUS FORWARD CHARACTERISTICS

