


BXA SERIES

Load Life:105°C 12000 Hours.(ϕ 10:10000 Hours)

◆FEATURES

- High Ripple Current
- For Electronic Ballast, Power Supply
- RoHS compliance.



◆SPECIFICATIONS

Items	Characteristics																											
Category Temperature Range	-25~+105℃																											
Rated Voltage Range	160~450V.DC																											
Capacitance Tolerance	±20% (20℃, 120Hz)																											
Leakage Current(MAX)	I=0.04CV+100 μ A (After 1 minute application of rated voltage) I=0.02CV+25 μ A (After 5 minutes application of rated voltage) I=Leakage Current(μ A) C=Rated Capacitance(μ F) V=Rated Voltage(V)																											
Dissipation Factor(MAX) (tan δ)	<table><tr><td>Rated Voltage (V)</td><td>160</td><td>200</td><td>250</td><td>350</td><td>400</td><td>450</td></tr><tr><td>tan δ</td><td>0.15</td><td>0.15</td><td>0.15</td><td>0.20</td><td>0.20</td><td>0.20</td></tr></table> (20℃, 120Hz)							Rated Voltage (V)	160	200	250	350	400	450	tan δ	0.15	0.15	0.15	0.20	0.20	0.20							
Rated Voltage (V)	160	200	250	350	400	450																						
tan δ	0.15	0.15	0.15	0.20	0.20	0.20																						
Endurance	After life test with rated ripple current at conditions stated in the table below, the capacitors shall meet the following requirements. <table><tr><td>Capacitance Change</td><td colspan="3">Within ±20% of the initial value.</td><td>Case Dia</td><td colspan="2">Life Time (hrs)</td></tr><tr><td>Dissipation Factor</td><td colspan="3">Not more than 200% of the specified value.</td><td>φ D=10</td><td colspan="2">10000</td></tr><tr><td>Leakage Current</td><td colspan="3">Not more than the specified value.</td><td>φ D≥12.5</td><td colspan="2">12000</td></tr></table>							Capacitance Change	Within ±20% of the initial value.			Case Dia	Life Time (hrs)		Dissipation Factor	Not more than 200% of the specified value.			φ D=10	10000		Leakage Current	Not more than the specified value.			φ D≥12.5	12000	
Capacitance Change	Within ±20% of the initial value.			Case Dia	Life Time (hrs)																							
Dissipation Factor	Not more than 200% of the specified value.			φ D=10	10000																							
Leakage Current	Not more than the specified value.			φ D≥12.5	12000																							
Low Temperature Stability Impedance Ratio(MAX)	<table><tr><td>Rated Voltage (V)</td><td>160</td><td>200</td><td>250</td><td>350</td><td>400</td><td>450</td></tr><tr><td>Z(-25℃)/Z(20℃)</td><td>3</td><td>3</td><td>3</td><td>6</td><td>6</td><td>6</td></tr></table> (120Hz)							Rated Voltage (V)	160	200	250	350	400	450	Z(-25℃)/Z(20℃)	3	3	3	6	6	6							
Rated Voltage (V)	160	200	250	350	400	450																						
Z(-25℃)/Z(20℃)	3	3	3	6	6	6																						

◆MULTIPLIER FOR RIPPLE CURRENT

Frequency coefficient

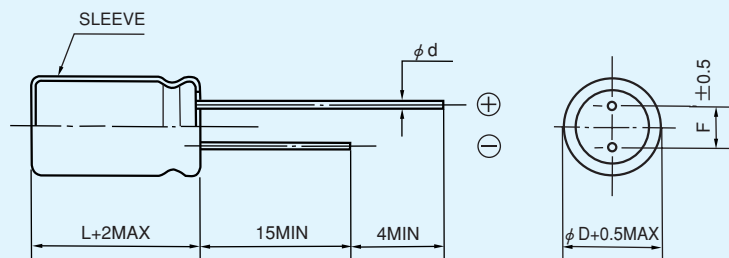
Frequency (Hz)	120	1k	10k	100k≤
Coefficient	0.50	0.80	0.90	1.00

◆PART NUMBER

□□□ Rated Voltage
 BXA Series
 □□□□□ Rated Capacitance
 □ Capacitance Tolerance
 □□□ Option
 □□ Lead Forming
 D×L Case Size

◆DIMENSIONS

(mm)



ϕD	10	12.5	16	18
ϕd	0.6		0.8	
F	5.0		7.5	

◆STANDARD SIZE, RATED RIPPLE CURRENT

 Size $\phi D \times L$ (mm), Ripple Current (mA r.m.s./105°C, 100kHz)

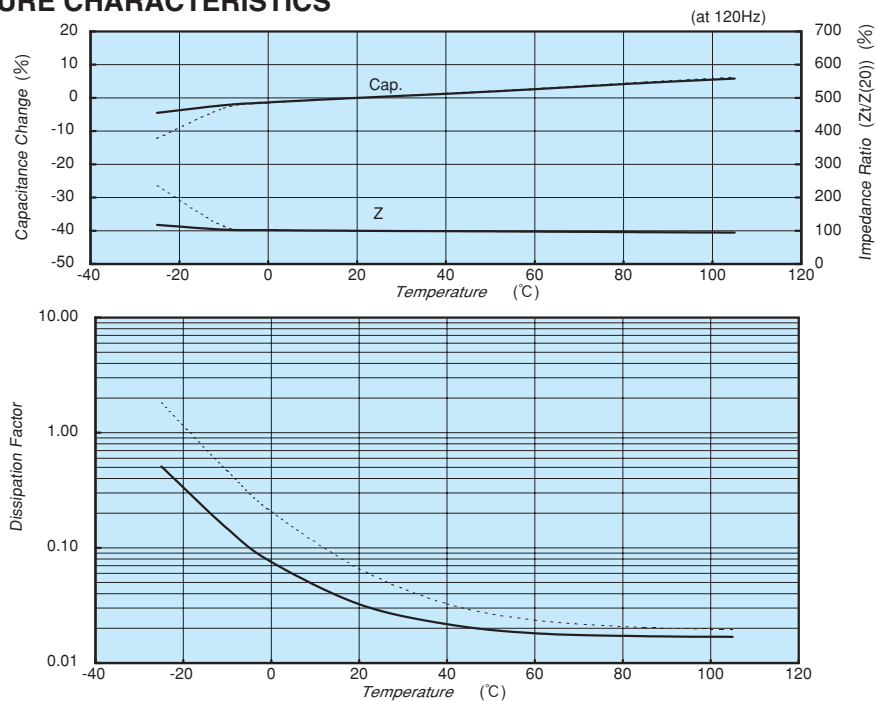
WV (V.DC) Cap (μF)	160V (2C)		200V (2D)		250V (2E)	
	Size	Ripple	Size	Ripple	Size	Ripple
10	10×16	250	10×16	250	10×20	280
22	10×20	500	10×20	500	12.5×20	600
33	10×20	500	12.5×20	600	12.5×20	600
47	12.5×20	660	12.5×20	660	12.5×25 16×20	720
68	12.5×25 16×20	760	12.5×25 16×20	760	16×25 18×20	920
100	16×25 18×20	1120	16×25 18×20	1120	16×31.5 18×25	1200
150	16×31.5 18×25	1360	16×31.5 18×25	1360	18×31.5	1500
220	16×31.5 18×25	1400	18×31.5	1700		

WV (V.DC) Cap (μF)	350V (2V)		400V (2G)		450V (2W)	
	Size	Ripple	Size	Ripple	Size	Ripple
6.8	10×16	220	10×16	220	10×20	150
10	10×20	280	10×20	280	12.5×20	320
22	12.5×20	350	12.5×25 16×20	430	16×25 18×20	560
33	16×20	500	16×25 18×20	640	16×31.5 18×25	700
47	16×25 18×20	660	16×31.5 18×25	840	18×31.5	880
68	16×31.5 18×25	850	18×31.5	1000		

◆ CHARACTERISTIC DATA

———— 250 BXA 68 M 16×25
 - - - - - 450 BXA 22 M 16×25

・ TEMPERATURE CHARACTERISTICS



・ ENDURANCE

