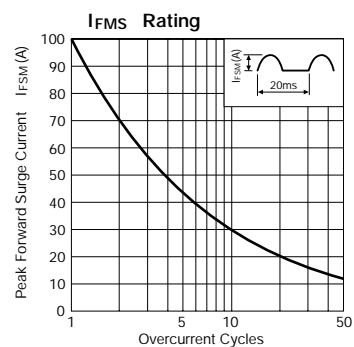
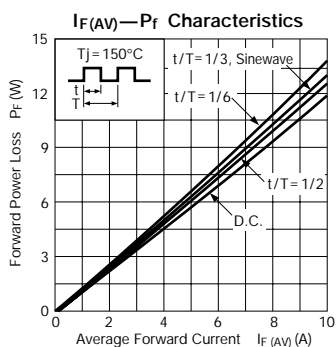
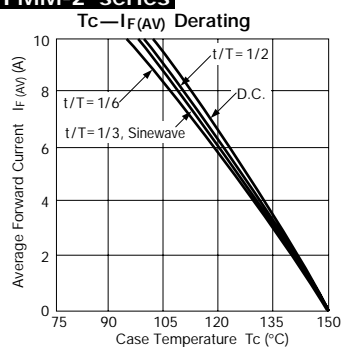


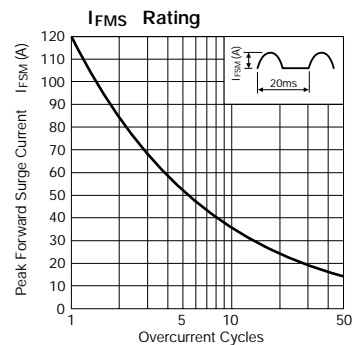
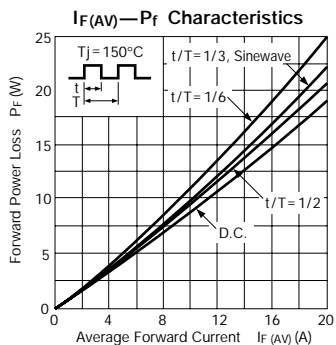
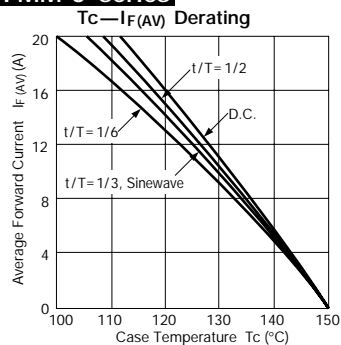
Rectifier Diodes

Parameter Type No.		Absolute Maximum Ratings					Electrical Characteristics (Ta=25°C)					Others	
		V _{RM} (V)	I _F (AV) (A) With Heatsink	I _{FSM} (A)	T _J (°C)	T _{stg} (°C)	V _F (V)		I _R (μA)	I _R (H) (μA)	R _{th} (j-c)	Mass	Fig
				50Hz Half-cycle Sinewave Single Shot			max	I _F (A)	V _R = V _{RM} max	V _R = V _{RM} Ta=100°C max	(°C/W)	(g)	
FMM-22S, R		200	10	100	-40 to +150	1.1	5.0	10	100	4.0	2.1	Ⓐ	
FMM-24S, R		400											
FMM-26S, R		600											
FMM-31S, R		100	20	120	-40 to +150	1.1	10.0	10	100	2.0	5.5	Ⓑ	
FMM-32S, R		200											
FMM-34S, R		400											
FMM-36S, R		600											

FMM-2 series



FMM-3 series



External Dimensions

(Unit: mm)

Flammability:
UL94V-0 or Equivalent

