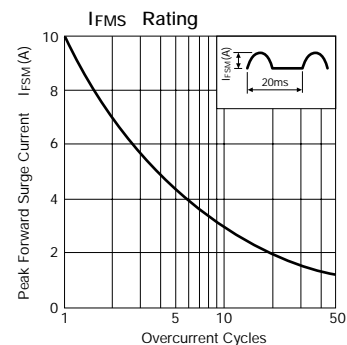
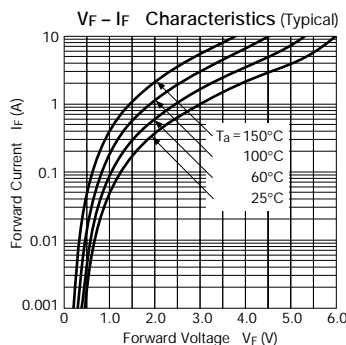
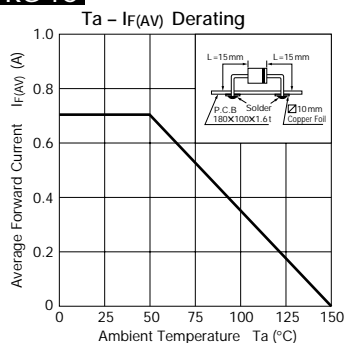


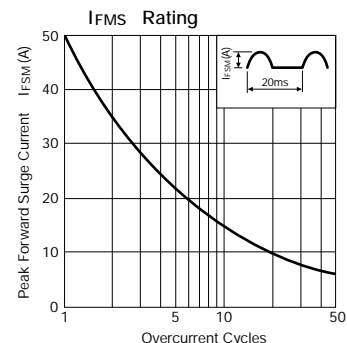
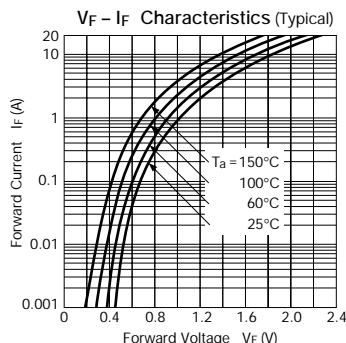
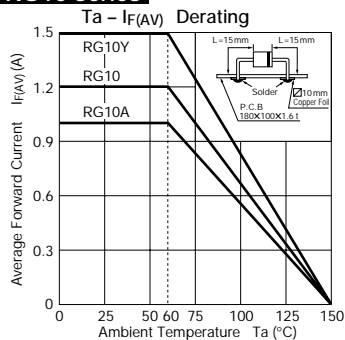
# Ultra-Fast-Recovery Rectifier Diodes

Parameter  Type No.	Absolute Maximum Ratings					Electrical Characteristics ( Ta = 25°C)								Others		
	V <sub>RM</sub> (V)	I <sub>F(AV)</sub> (A)	I <sub>FSM</sub> (A)	T <sub>J</sub> (°C)	Tstg (°C)	V <sub>F</sub> (V)		I <sub>R</sub> (mA)	I <sub>R(H)</sub> (mA)	t <sub>rr</sub> ① (ns)	t <sub>rr</sub> ② (ns)		R <sub>th(j-ℓ)</sub>	Mass	Fig.	
			50Hz Half-cycle Sinewave Single Shot			max	I <sub>F</sub> (A)	V <sub>R</sub> =V <sub>RM</sub> max	V <sub>R</sub> =V <sub>RM</sub> Ta=100°C max		I <sub>F</sub> /I <sub>RP</sub> (mA)		I <sub>F</sub> /I <sub>RP</sub> (mA)	(°C/W)		(g)
RG 1C	1000	0.7	10	-40 to +150		3.3	0.7	0.02	0.25	100	100/100	50	100/200	15	0.4	Ⓐ
RG 10Y	70	1.5	50			1.1	1.5	0.5	2.5							
RG 10Z	200	1.2				1.5	1.2									
RG 10	400					1.8	1.5									
RG 10A	600					2.0	1.0									
RG 2Y	70	1.5				1.1	1.5									

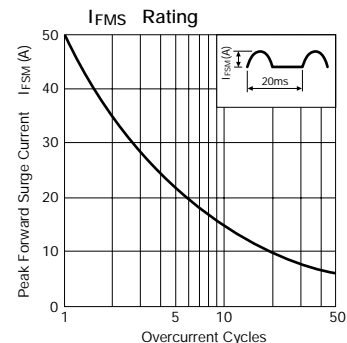
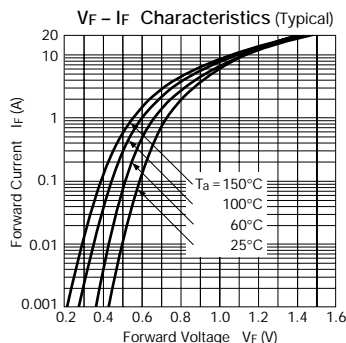
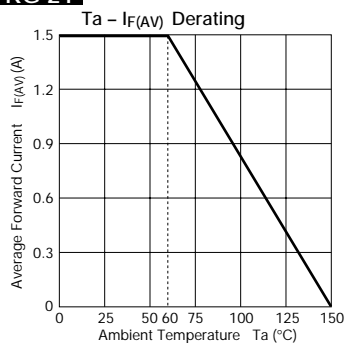
## RG 1C



## RG10 series



## RG 2Y



## External Dimensions

(Unit: mm)

Flammability:  
UL94V-0 or Equivalent

