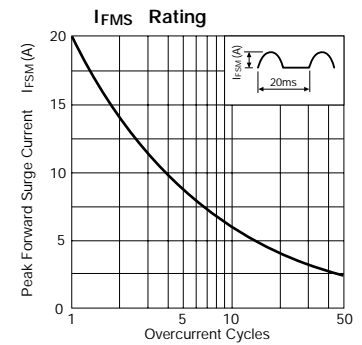
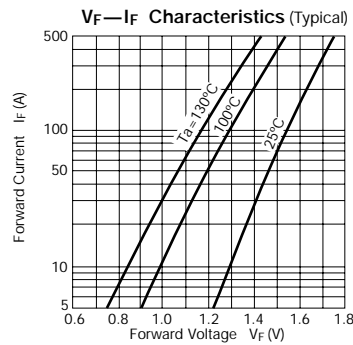
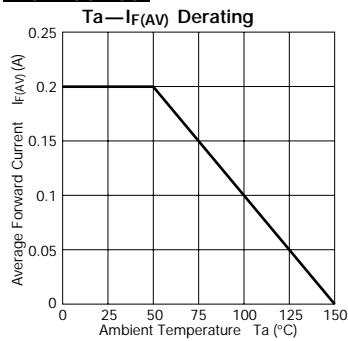


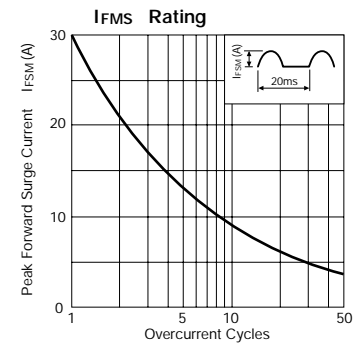
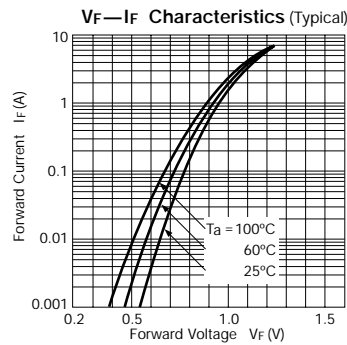
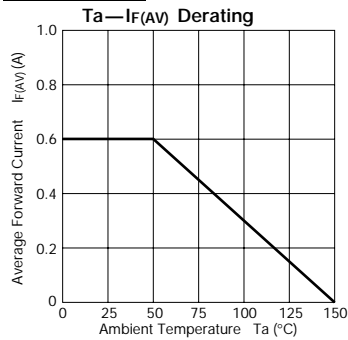
Fast-Recovery Rectifier Diodes

Parameter Type No.	Absolute Maximum Ratings					Electrical Characteristics (Ta=25°C)									Others	
	VRM (V)	IF (AV) (A)	IFSM (A)	TJ (°C)	Tstg (°C)	VF (V)		IR (μA)	IR (H) (μA)	trr ① (μs)		trr ② (μs)		Rth (j-ℓ) (°C/W)	Mass (g)	Fig
			50Hz Half-cycle Sinewave Single Shot						max	IF (A)	VR = VRM max	VR = VRM Ta = 150°C max				
RC 2	2000	0.2	20	-40 to +150		2.0	0.2	10	300	4.0	10/10	1.3	10/20	15	0.4	Ⓐ
EH 1Z	200	0.6	30			1.35	0.6	10	200	4.0	10/10	1.3	10/20	20	0.3	Ⓑ
EH 1	400															
EH 1A	600															
RH 1Z	200	0.6	35			1.3	0.6	5	70	4.0	10/10	1.3	10/20	15	0.4	Ⓐ
RH 1	400															
RH 1A	600															
RH 1B	800															
RH 1C	1000															

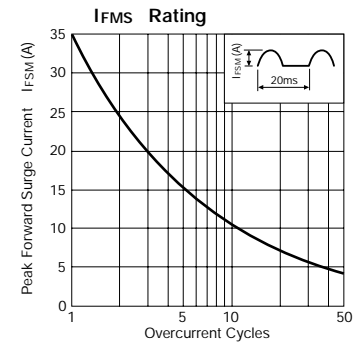
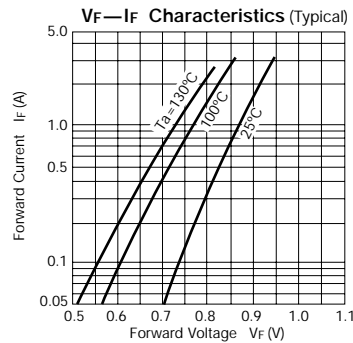
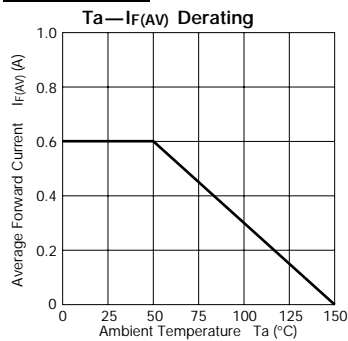
RC 2 series



EH 1 series



RH 1 series



External Dimensions

(Unit: mm)

Flammability:
UL94V-0 or Equivalent

