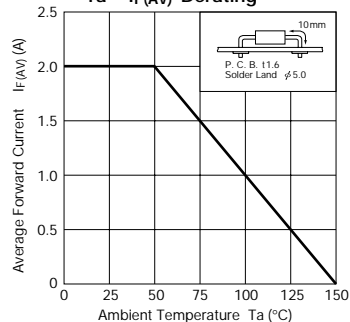


# Damper Diodes (For TV)

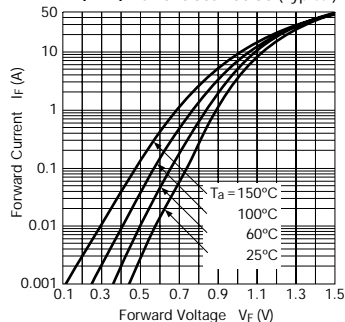
Parameter  Type No.	Absolute Maximum Ratings					Electrical Characteristics (Ta = 25°C)								Others	
	V <sub>RM</sub> (V)	I <sub>F</sub> (AV) (A) ( ) is with Heatsink 50Hz Half-cycle Sinewave Single Shot	I <sub>FSM</sub> (A)	T <sub>J</sub> (°C)	T <sub>stg</sub> (°C)	V <sub>F</sub> (V)	I <sub>R</sub> (μA)	I <sub>R</sub> (H) (μA)	t <sub>rr</sub> ① (μs)	t <sub>rr</sub> ② (μs)	R <sub>th</sub> (j-ℓ)	Mass	Fig		
						max	I <sub>F</sub> (A)	V <sub>R</sub> = V <sub>RM</sub> max	V <sub>R</sub> = V <sub>RM</sub> Ta = 100°C max	I <sub>F</sub> /I <sub>RP</sub> (mA)	I <sub>F</sub> /I <sub>RP</sub> (mA)	(°C/W)	(g)		
RS 3FS	1500	2.0	50	-40 to +150		1.1	3.0	50	500	2.0	100/100	0.8	10.0	1.0	Ⓐ
RS 4FS		1.5 (2.5)			1.5	1.0				0.4		8.0		1.2	Ⓑ

## RS 3FS

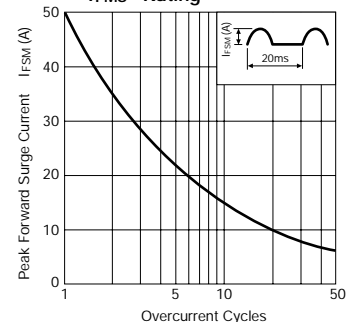
Ta—I<sub>F</sub>(AV) Derating



V<sub>F</sub>—I<sub>F</sub> Characteristics (Typical)

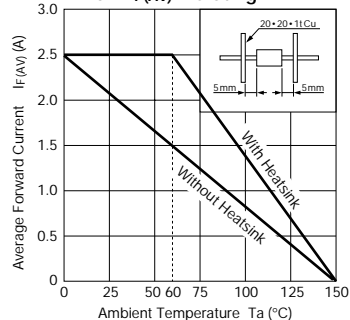


I<sub>FMS</sub> Rating

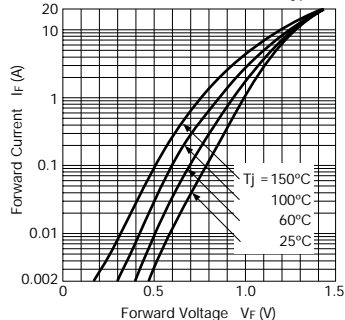


## RS 4FS

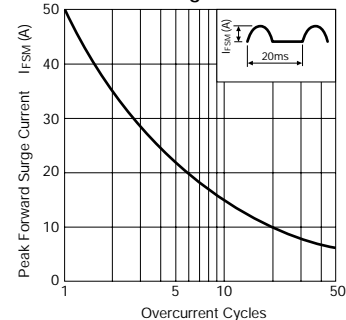
Ta—I<sub>F</sub>(AV) Derating



V<sub>F</sub>—I<sub>F</sub> Characteristics (Typical)



I<sub>FMS</sub> Rating



## External Dimensions

(Unit: mm) (Full-mold)

Flammability:  
UL94V-0 or Equivalent

Fig. Ⓐ

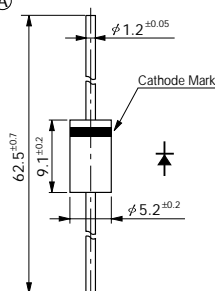


Fig. Ⓑ

