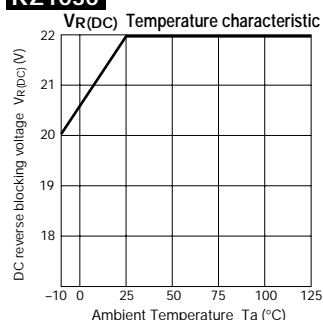


# Avalanche Diodes with built-in Thyristor

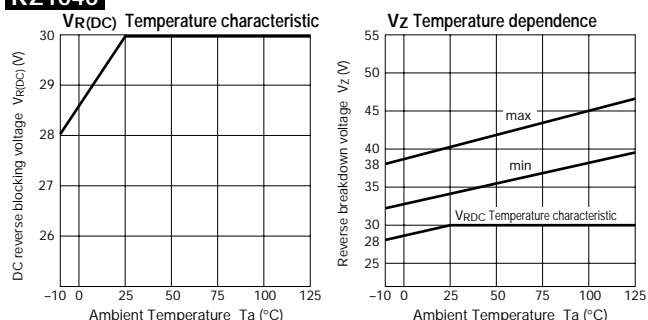
Parameter Type No.	Absolute Maximum Ratings				Electrical Characteristics (Ta=25°C)				Others	
	V <sub>RDC</sub> (V) (-10°C)	I <sub>TSM</sub> (A) 50Hz Half-cycle Sinewave Single Shot	T <sub>J</sub> (°C)	T <sub>stg</sub> (°C)	V <sub>Z</sub> (V)	I <sub>R</sub> (μA) V <sub>R</sub> =V <sub>RM</sub> max	I <sub>R</sub> (H) (μA) V <sub>R</sub> =V <sub>RM</sub> Ta=100°C max	γ (typ.)	Mass (g)	Fig.
RZ1030	20	30	-10 to +125	-40 to +150	27 to 33	10	50	0.03	0.44	Ⓐ
RZ1040	28				34 to 40			0.05		
RZ1055	40				50 to 60			0.07		
RZ1065 *	50				60 to 70					
RZ1100 *	80				90 to 110					
RZ1125 *	105				115 to 135					
RZ1150	125				140 to 160			0.18		
RZ1175	150				165 to 185			0.22		
RZ1200	180				185 to 215			0.30		
EZ0150	125				140 to 160			0.18	0.2	Ⓑ

\* Under development

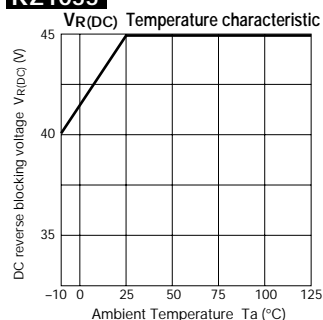
**RZ1030**



**RZ1040**




**RZ1055**




**RZ1065**

**RZ1100**



**RZ1125**



## External Dimensions

(Unit: mm)

Flammability:  
UL94V-0 or Equivalent

Fig. Ⓐ

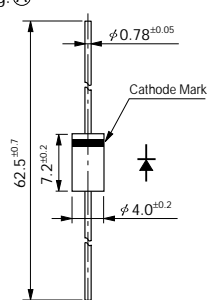
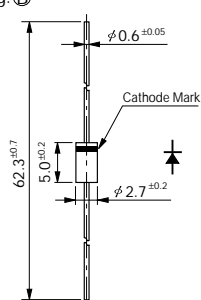
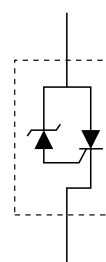
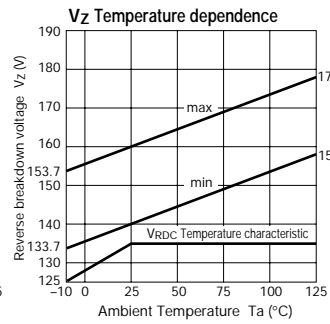
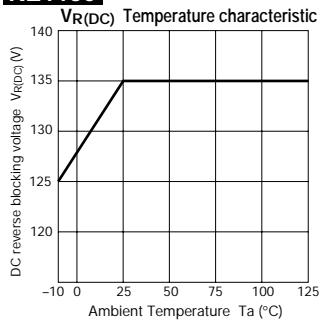
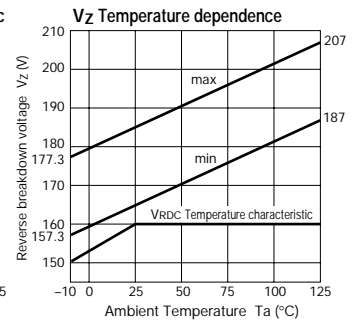
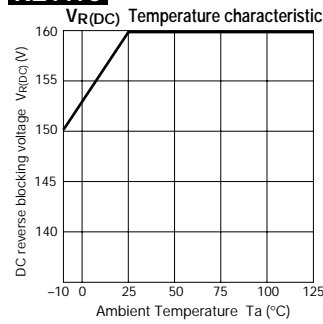
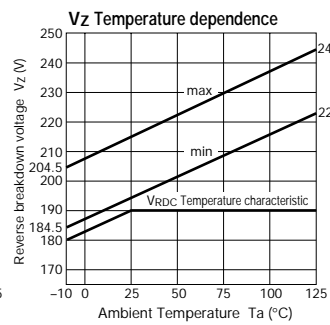
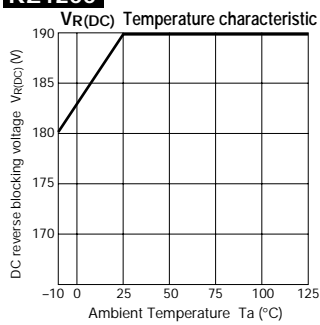


Fig. Ⓑ



## Equivalent circuit diagram



**RZ1150****RZ1175****RZ1200****EZ0150**