

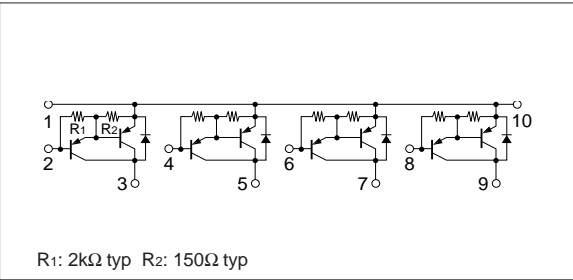
Absolute maximum ratings (T_a=25°C)

Symbol	Ratings	Unit
V _{CB0}	-50	V
V _{CEO}	-50	V
V _{EBO}	-6	V
I _C	-4	A
I _{CP}	-8 (PW≤10ms, Du≤50%)	A
P _T	4 (T _a =25°C) 20 (T _c =25°C)	W
T _j	150	°C
T _{stg}	-40 to +150	°C

Electrical characteristics (T_a=25°C)

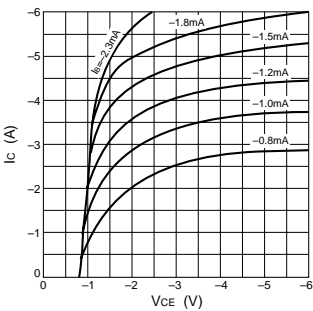
Symbol	Specification			Unit	Conditions
	min	typ	max		
I _{CB0}			-100	μA	V _{CB} =-50V
I _{EBO}			-10	mA	V _{EB} =-6V
V _{CEO}	-50			V	I _C =-10mA
h _{FE}	1000				V _{CE} =-4V, I _C =-3A
V _{CE(sat)}			-2.0	V	I _C =-3A, I _B =-10mA
t _{on}		0.4		μs	V _{CC} =-30V, I _C =-3A, I _{B1} =-I _{B2} =-10mA
t _{stg}		0.8		μs	
t _f		0.6		μs	

Equivalent circuit diagram

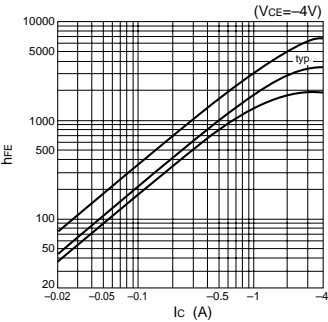


Characteristic curves

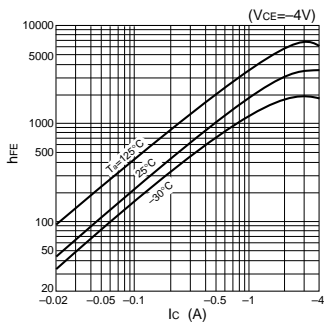
I_C-V_{CE} Characteristics (Typical)



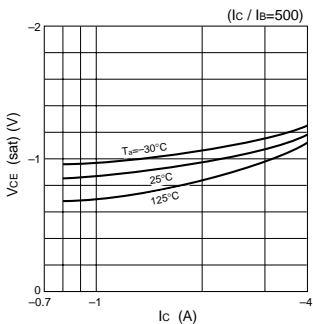
h_{FE}-I_C Characteristics (Typical)



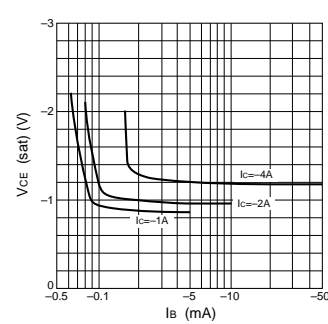
h_{FE}-I_C Temperature Characteristics (Typical)



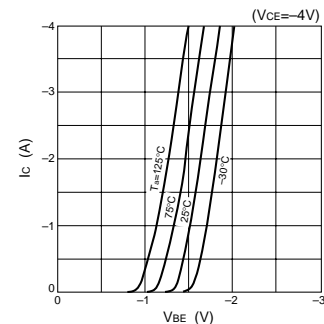
V_{CE(sat)}-I_C Temperature Characteristics (Typical)



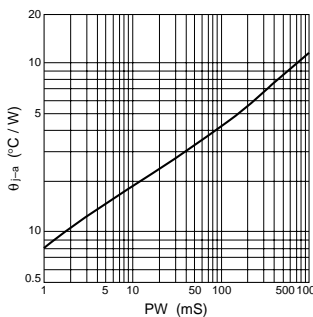
V_{CE(sat)}-I_B Characteristics (Typical)



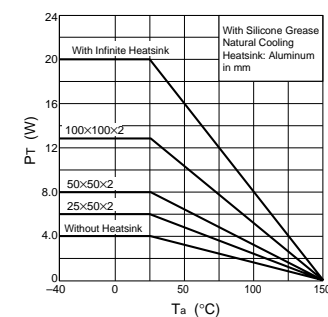
I_C-V_{BE} Temperature Characteristics (Typical)



θ_{JA}-P_W Characteristics



P_T-T_a Characteristics



Safe Operating Area (SOA)

