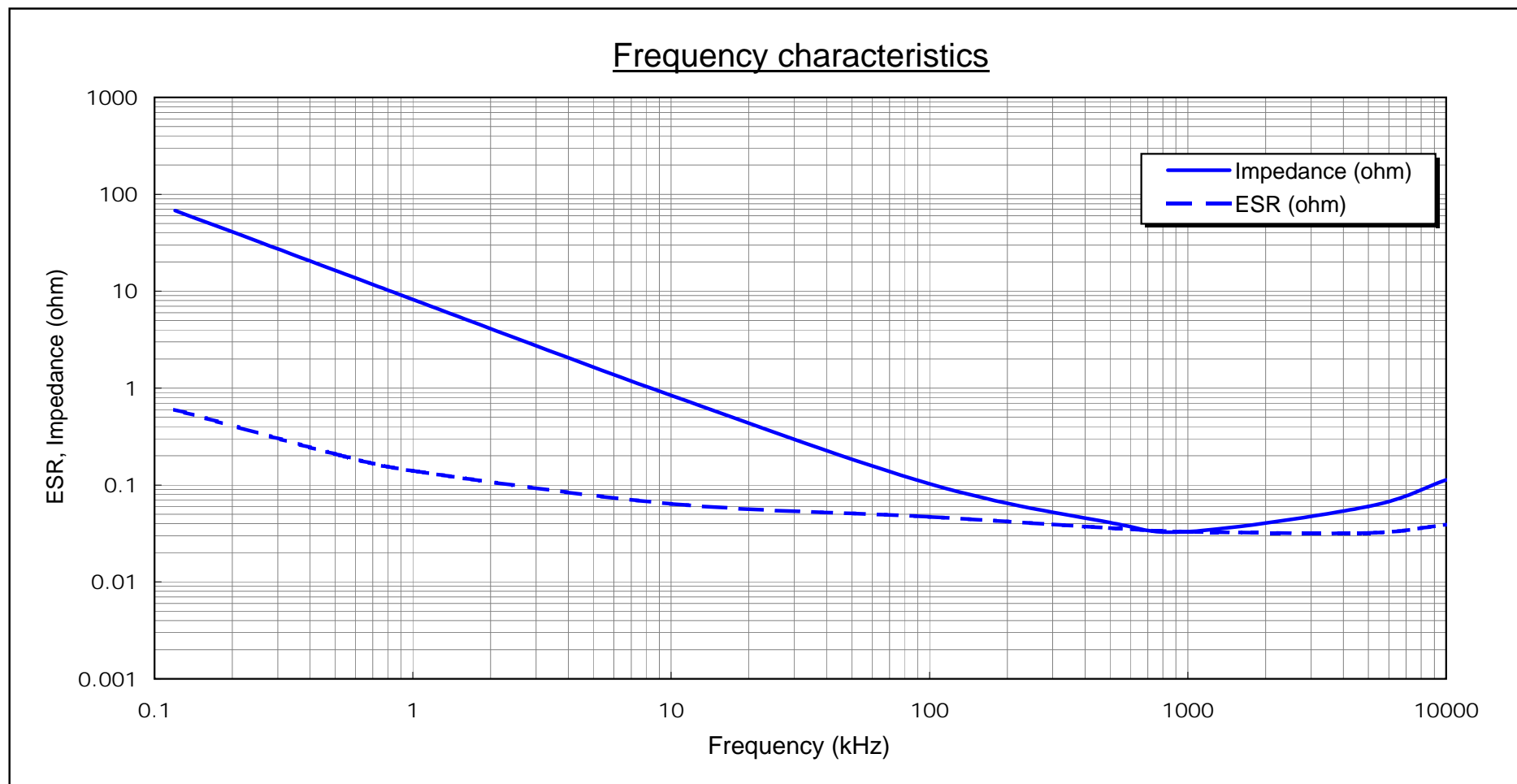


## OS-CON DATA SHEET

OS-CON 20SVP22M

No.OS02N-DFSVP016

Frequency (kHz)	0.12	0.5	1	10	100	500	1000	5000	10000
Impedance (ohm)	68.10	16.40	8.24	0.843	0.103	0.041	0.033	0.060	0.113
ESR (ohm)	0.60	0.21	0.14	0.064	0.047	0.036	0.033	0.032	0.039



Measuring equipment: HP4194A  
Test fixture: HP16047C  
Measuring position: root of leads

OS Engineering Department, OS-CON Control Department  
Saga SANYO Industries Co., Ltd.

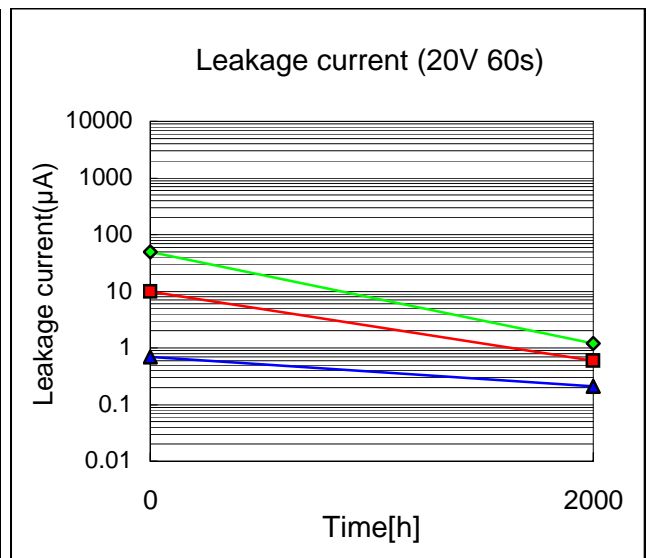
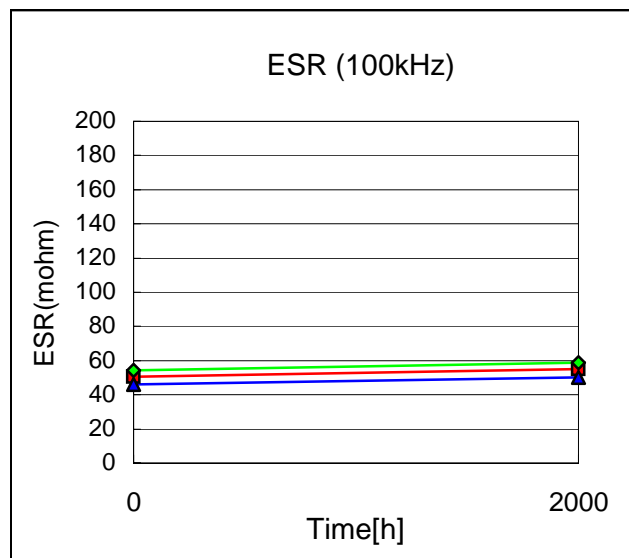
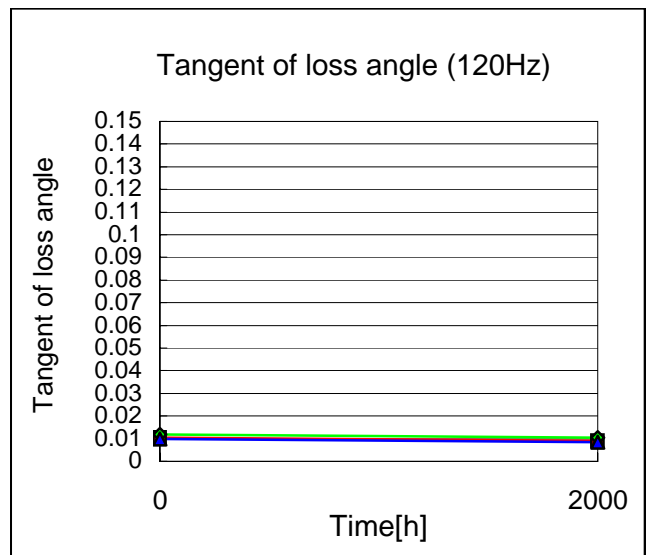
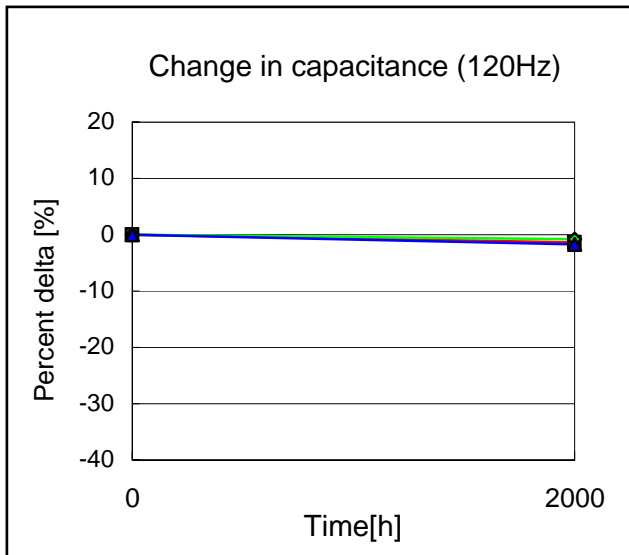
n = 3p.(Ave.)  
Room temperature

# OS-CON DATA SHEET

**OSCON™** SVP series

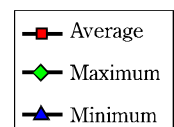
**SANYO**

Test item Endurance (After V.P.S test)	Test temperature 105 deg.C	Model 20SVP22M
	Applied voltage 20 V	Lot No. 152022411



Note: n =30p.

Note: V.P.S test conditions : 230deg.C×75s×2times  
(V.P.S = Vapor Phase Soldering method)



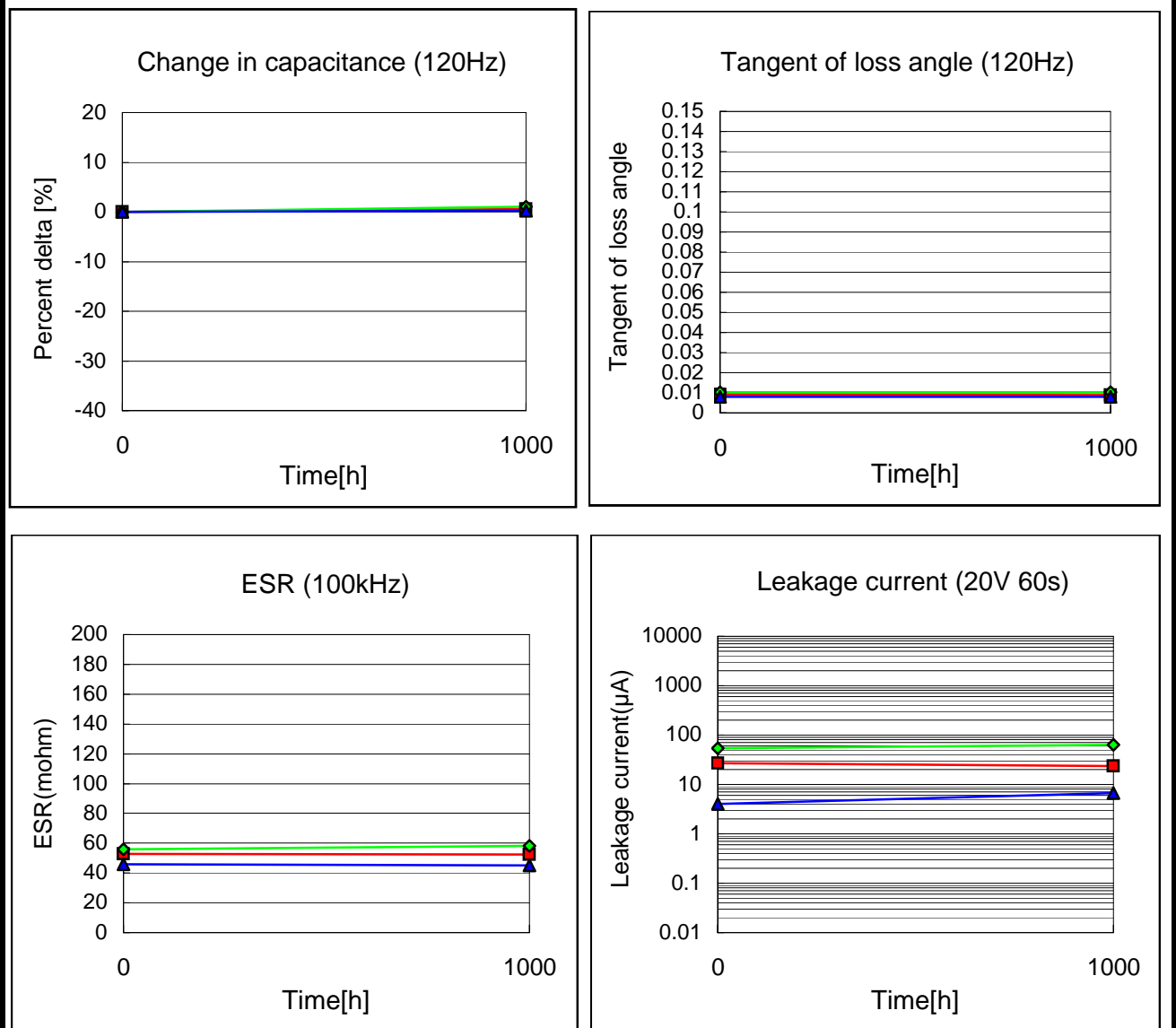
Start on June 13, 2001	Executed by M. Koyama	
End on September 4, 2001	Drawn by M. Kimura	No.OS02D-DESV016
OS Engineering Department, OS-CON Control Department, Saga SANYO Industries Co., Ltd.		

# OS-CON DATA SHEET

**OSCON™** SVP series

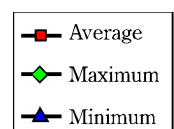
**SANYO**

Test item Damp heat (Steady state) (After V.P.S test)	Test temperature 60 deg.C	Model 20SVP22M
	Test humidity 90 % RH	Lot No. 152022411



Note: n =20p.

Note: V.P.S test conditions : 230deg.Cx75sx2times  
(V.P.S = Vapor Phase Soldering method)



Start on June 13, 2001	Executed by M. Koyama	
End on July 24, 2001	Drawn by M. Kimura	No.OS02D-DHSVP016
OS Engineering Department, OS-CON Control Department, Saga SANYO Industries Co., Ltd.		