

## Low-Frequency General-Purpose Amp Applications

- Low-frequency power amp applications.
- Medium-speed switching.
- Small-sized motor drivers.

- Large current capacity.
- Low collector-to-emitter saturation voltage.

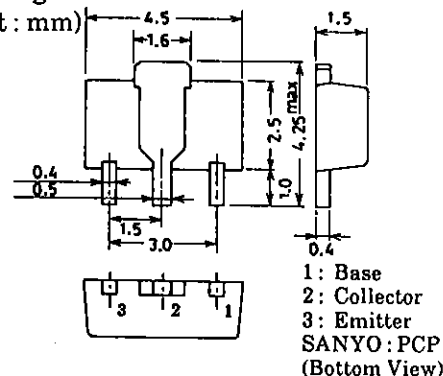
Collector-to-Base Voltage	$V_{CBO}$	(- )15	V
Collector-to-Emitter Voltage	$V_{CEO}$	(- )15	V
Emitter-to-Base Voltage	$V_{EBO}$	(- )5	V
Collector Current	$I_C$	(- )1.5	A
Collector Current (Pulse)	$I_{CP}$	(- )3	A
Base Current	$I_B$	(- )300	mA
Collector Dissipation	$P_C$	1.3	W
		Mounted on ceramic board (250mm <sup>2</sup> ×0.8mm)	
Junction Temperature	$T_j$	150	°C
Storage Temperature	$T_{stg}$	-55 to +150	°C

Collector Cutoff Current	$I_{CBO}$	$V_{CB}=(-)12V, I_E=0$	(- )100	nA
Emitter Cutoff Current	$I_{EBO}$	$V_{EB}=(-)4V, I_C=0$	(- )100	nA
DC Current Gain	$h_{FE(1)}$	$V_{CE}=(-)2V, I_C=(-)50mA$	140※	560※
	$h_{FE(2)}$	$V_{CE}=(-)2V, I_C=(-)1A$	70	
Gain-Bandwidth Product	$f_T$	$V_{CE}=(-)2V, I_C=(-)50mA$	(300)200	MHz
C-E Saturation Voltage	$V_{CE(sat)(1)}$	$I_C=(-)5mA, I_B=(-)0.5mA$	(- )10 (-)25	mV
	$V_{CE(sat)(2)}$	$I_C=(-)500mA, I_B=(-)25mA$	(- )120 (-)240	mV
B-E Saturation Voltage	$V_{BE(sat)}$	$I_C=(-)500mA, I_B=(-)25mA$	(- )0.9 (-)1.2	V
Output Capacitance	$C_{ob}$	$V_{CB}=(-)10V, f=1MHz$	(15)10	pF
C-B Breakdown Voltage	$V_{(BR)CBO}$	$I_C=(-)10\mu A, I_E=0$	(- )15	V
C-E Breakdown Voltage	$V_{(BR)CEO}$	$I_C=(-)1mA, R_{BE}=\infty$	(- )15	V
E-B Breakdown Voltage	$V_{(BR)EBO}$	$I_E=(-)10\mu A, I_C=0$	(- )5	V

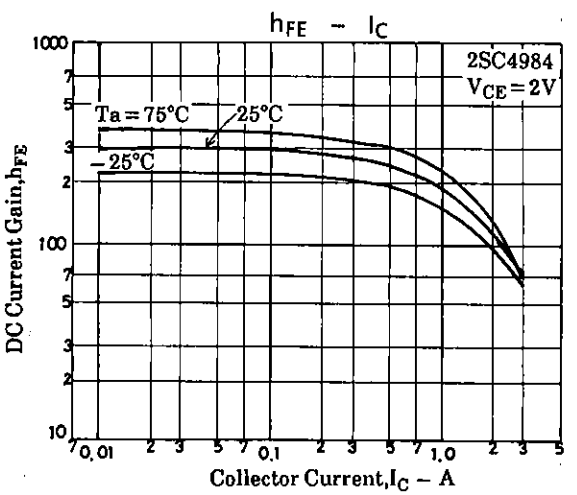
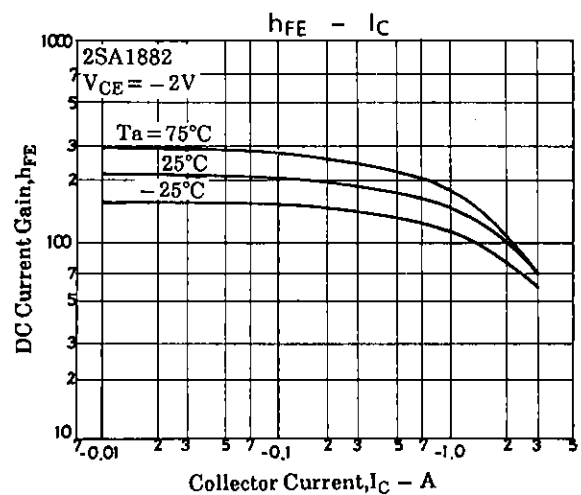
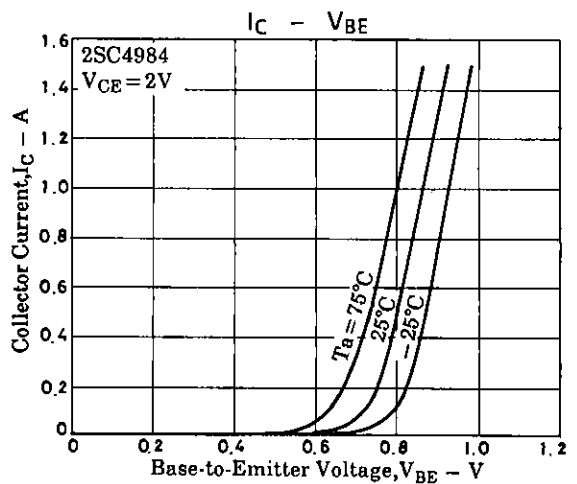
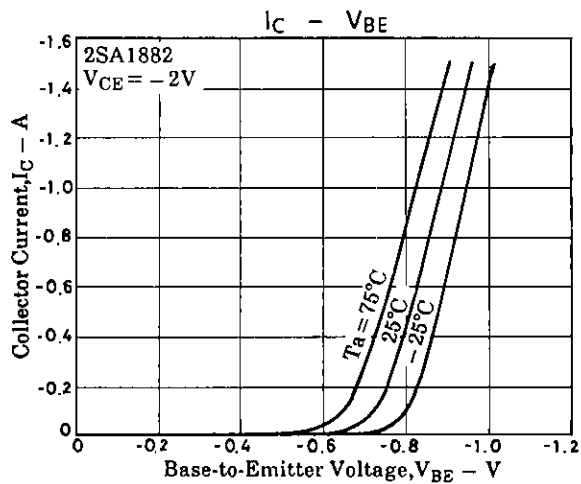
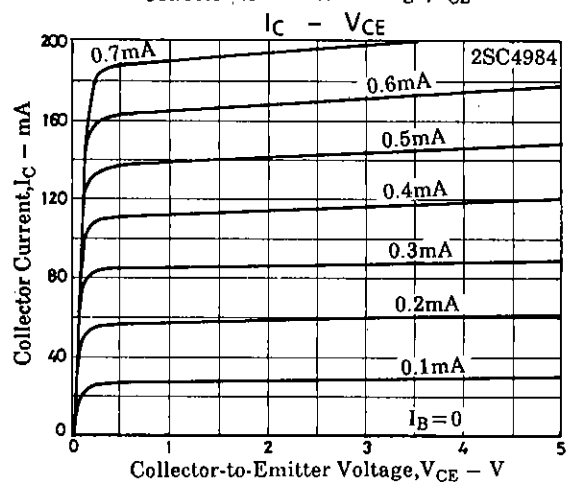
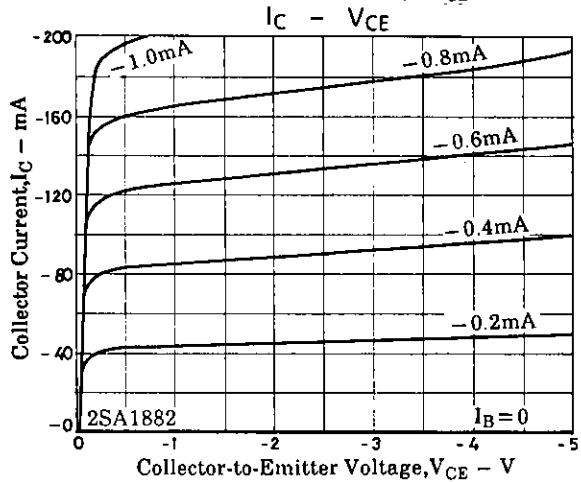
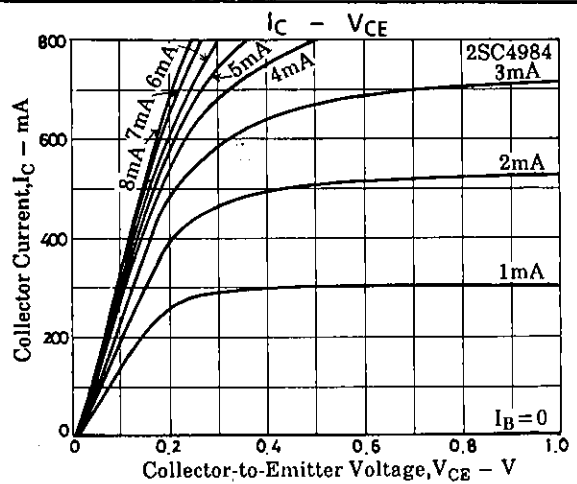
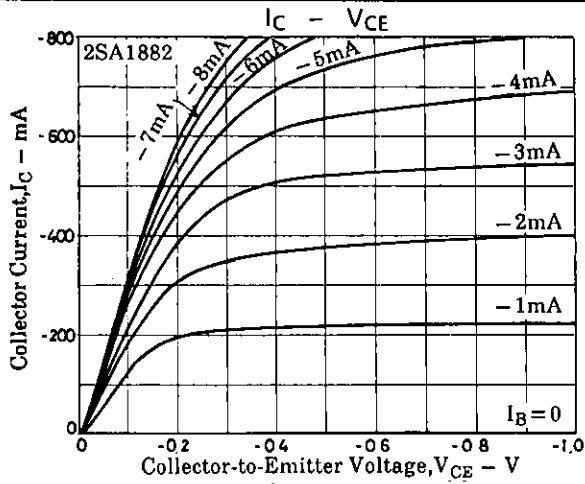
140 S 280	200 T 400	280 U 560
-----------	-----------	-----------

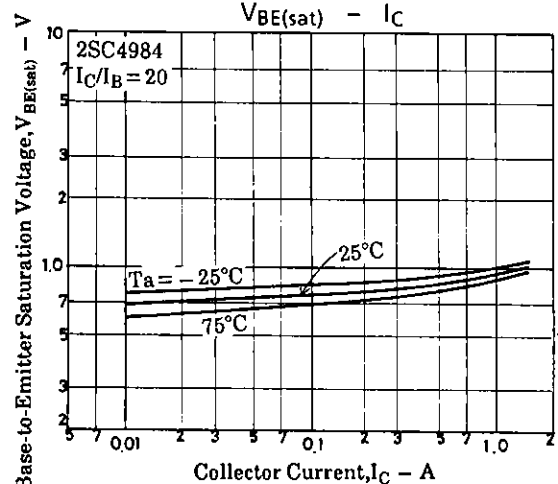
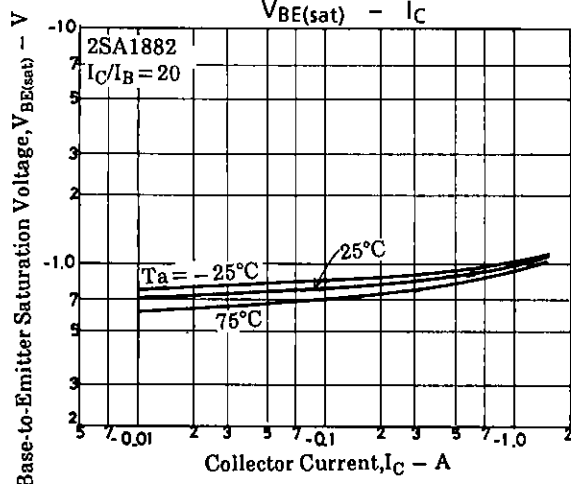
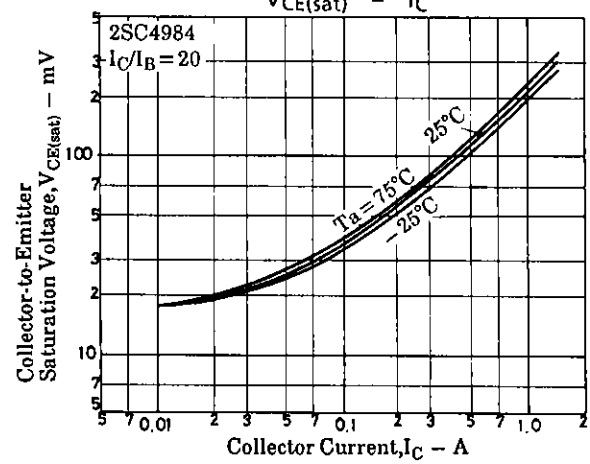
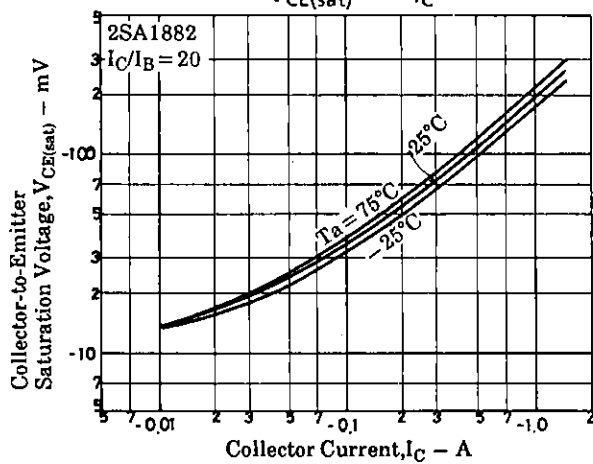
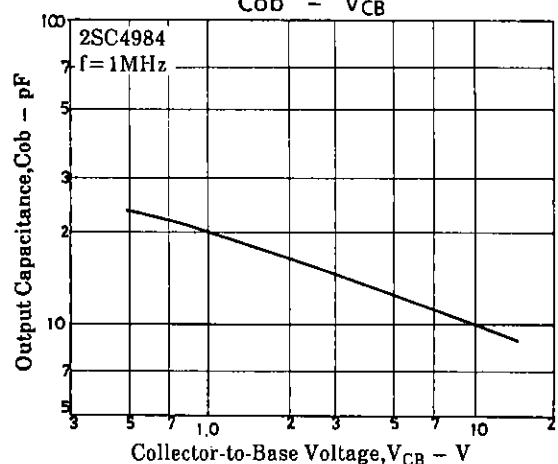
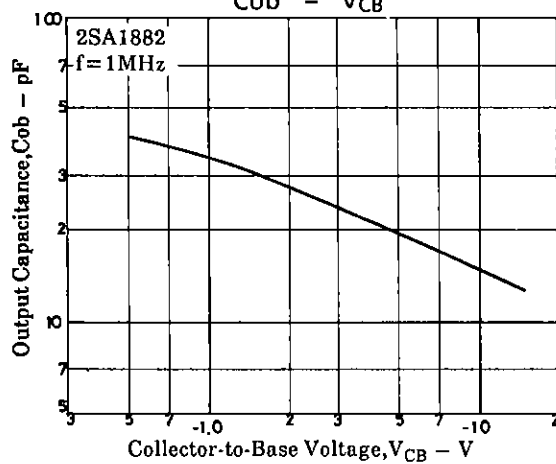
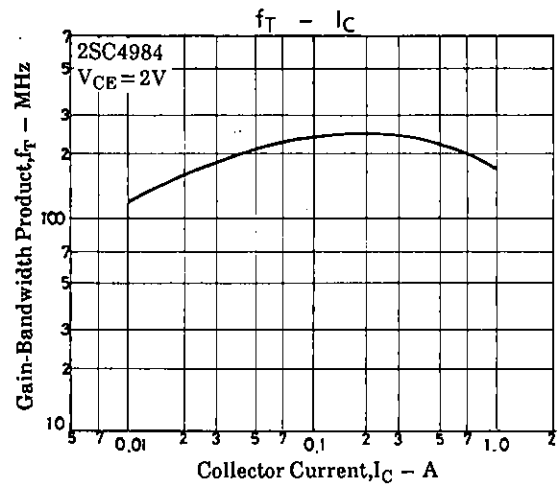
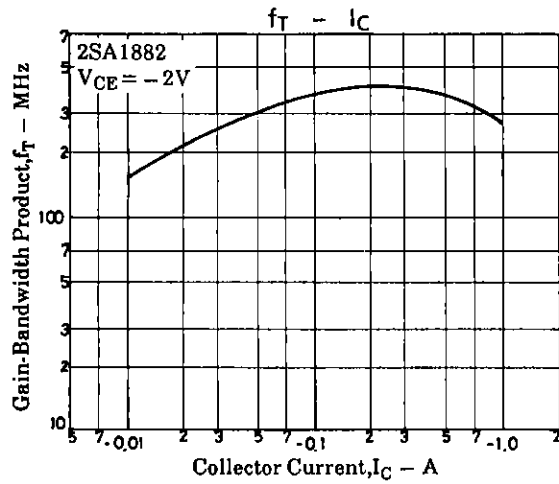
Marking: 2SA1882 : AI  
: 2SC4984 : CT

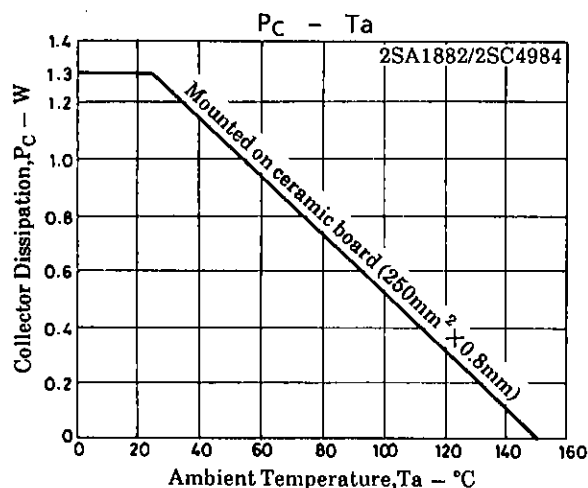
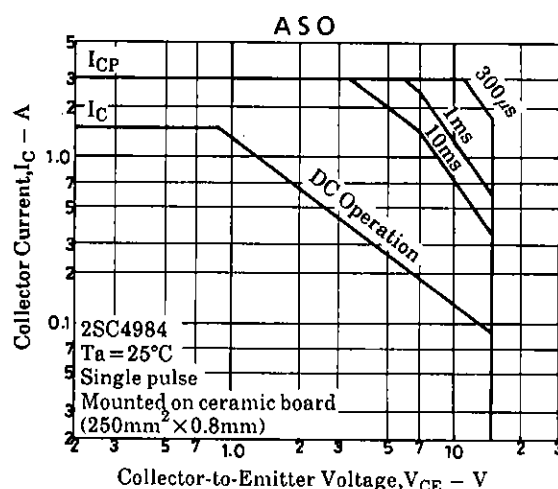
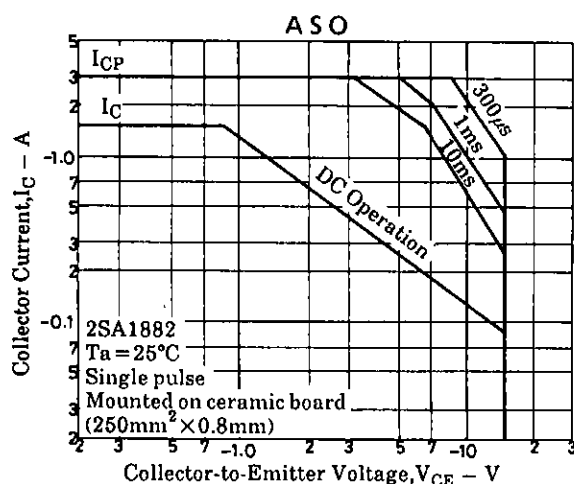
## (unit : mm)



TOKYO OFFICE Tokyo Bldg., 1-10, 1 Chome, Ueno, Taito-ku, TOKYO, 110 JAPAN







■ No products described or contained herein are intended for use in surgical implants, life-support systems, aerospace equipment, nuclear power control systems, vehicles, disaster/crime-prevention equipment and the like, the failure of which may directly or indirectly cause injury, death or property loss.

■ Anyone purchasing any products described or contained herein for an above-mentioned use shall:

- ① Accept full responsibility and indemnify and defend SANYO ELECTRIC CO., LTD., its affiliates, subsidiaries and distributors and all their officers and employees, jointly and severally, against any and all claims and litigation and all damages, cost and expenses associated with such use;
- ② Not impose any responsibility for any fault or negligence which may be cited in any such claim or litigation on SANYO ELECTRIC CO., LTD., its affiliates, subsidiaries and distributors or any of their officers and employees jointly or severally.

■ Information (including circuit diagrams and circuit parameters) herein is for example only; it is not guaranteed for volume production. SANYO believes information herein is accurate and reliable, but no guarantees are made or implied regarding its use or any infringements of intellectual property rights or other rights of third parties.