

**SANYO**

No.2111B

**2SD1800**

NPN Epitaxial Planar Silicon Transistor

Driver Applications

**Applications**

- Relay drivers, hammer drivers, lamp drivers, motor drivers

**Features**

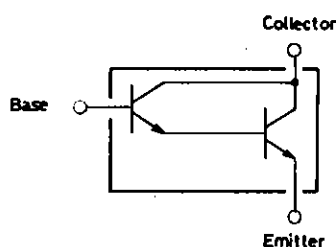
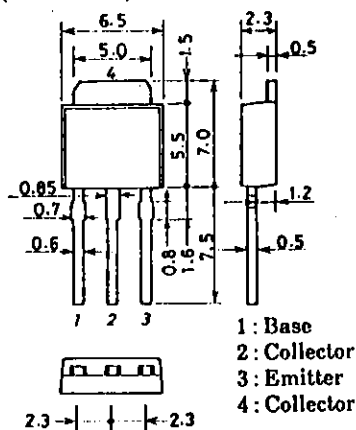
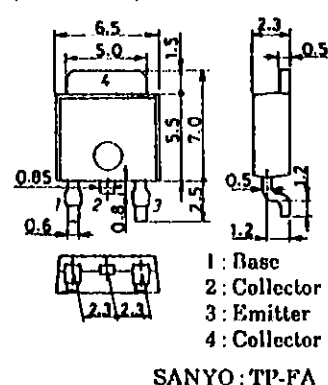
- High DC current gain ( $h_{FE} \geq 4000$ )
- Large current capacity
- Small and slim package making it easy to make 2SD1800-applied sets smaller

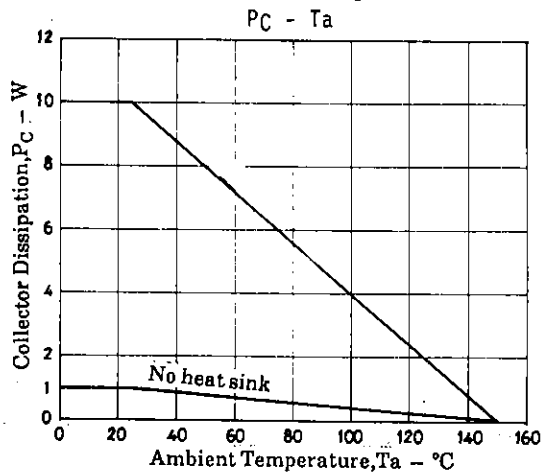
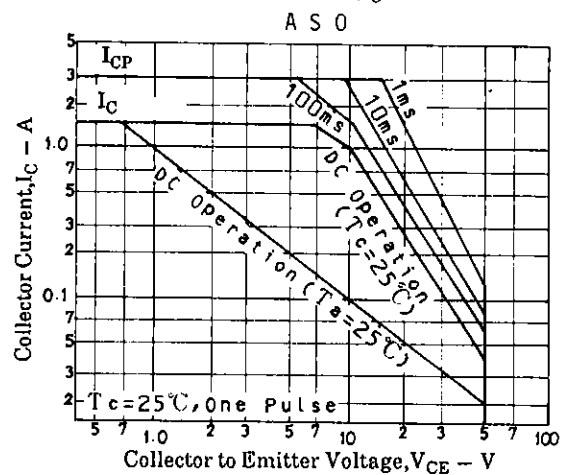
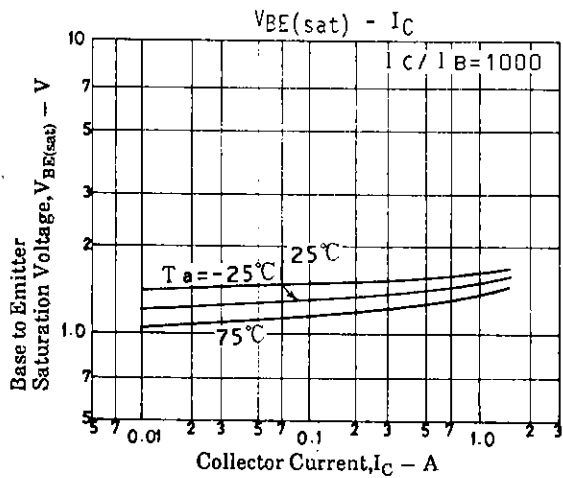
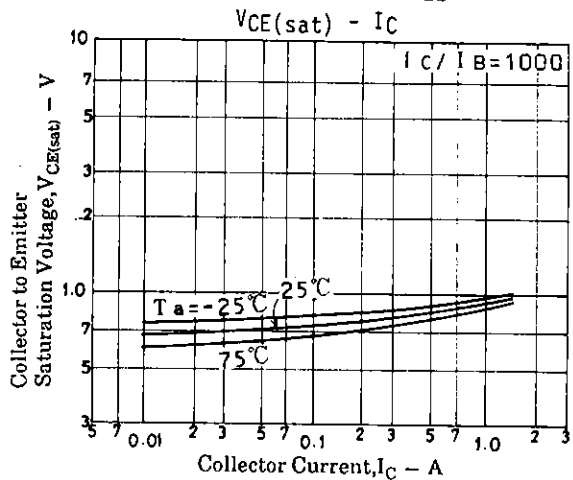
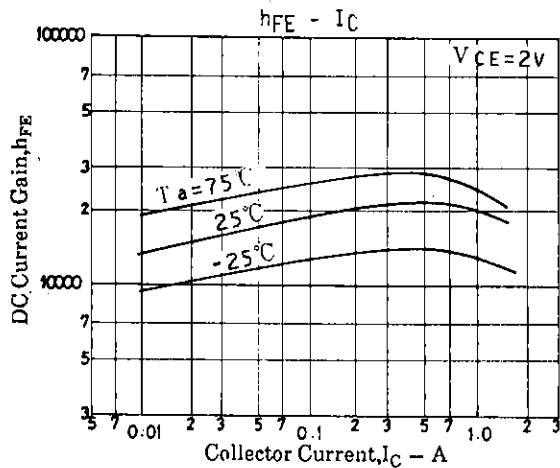
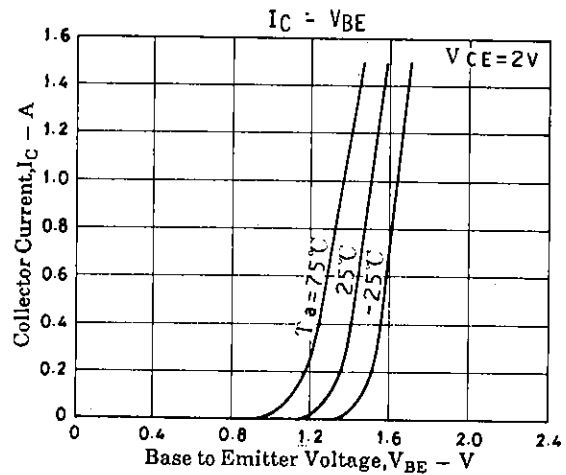
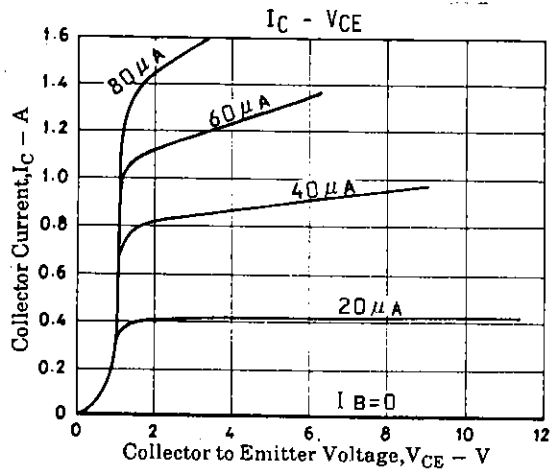
**Absolute Maximum Ratings at  $T_a = 25^\circ\text{C}$** 

			unit
Collector to Base Voltage	$V_{CBO}$	80	V
Collector to Emitter Voltage	$V_{CEO}$	50	V
Emitter to Base Voltage	$V_{EBO}$	10	V
Collector Current	$I_C$	1.5	A
Collector Current(Pulse)	$I_{CP}$	3	A
Collector Dissipation	$P_C$	1	W
		10	W
Junction Temperature	$T_j$	150	$^\circ\text{C}$
Storage Temperature	$T_{stg}$	-55 to +150	$^\circ\text{C}$

 $T_c = 25^\circ\text{C}$ **Electrical Characteristics at  $T_a = 25^\circ\text{C}$** 

			min	typ	max	unit
Collector Cutoff Current	$I_{CBO}$	$V_{CB} = 40\text{V}, I_E = 0$			100	nA
Emitter Cutoff Current	$I_{EBO}$	$V_{EB} = 8\text{V}, I_C = 0$			100	nA
DC Current Gain	$h_{FE}(1)$	$V_{CE} = 2\text{V}, I_C = 500\text{mA}$	4000			
	$h_{FE}(2)$	$V_{CE} = 2\text{V}, I_C = 10\text{mA}$	3000			
Gain-Bandwidth Product	$f_T$	$V_{CE} = 10\text{V}, I_C = 50\text{mA}$		120		MHz
C-E Saturation Voltage	$V_{CE(sat)}$	$I_C = 500\text{mA}, I_B = 0.5\text{mA}$		0.9	1.5	V
B-E Saturation Voltage	$V_{BE(sat)}$	$I_C = 500\text{mA}, I_B = 0.5\text{mA}$		1.5	2.0	V
C-B Breakdown Voltage	$V_{(BR)CBO}$	$I_C = 10\mu\text{A}, I_E = 0$	80			V
C-E Breakdown Voltage	$V_{(BR)CEO}$	$I_C = 1\text{mA}, R_{BE} = \infty$	50			V
E-B Breakdown Voltage	$V_{(BR)EBO}$	$I_E = 10\mu\text{A}, I_C = 0$	10			V

**Electrical Connection****Package Dimensions 2045B**  
(unit: mm)**Package Dimensions 2044B**  
(unit: mm)



- No products described or contained herein are intended for use in surgical implants, life-support systems, aerospace equipment, nuclear power control systems, vehicles, disaster/crime-prevention equipment and the like, the failure of which may directly or indirectly cause injury, death or property loss.
- Anyone purchasing any products described or contained herein for an above-mentioned use shall:
  - ① Accept full responsibility and indemnify and defend SANYO ELECTRIC CO., LTD., its affiliates, subsidiaries and distributors and all their officers and employees, jointly and severally, against any and all claims and litigation and all damages, cost and expenses associated with such use;
  - ② Not impose any responsibility for any fault or negligence which may be cited in any such claim or litigation on SANYO ELECTRIC CO., LTD., its affiliates, subsidiaries and distributors or any of their officers and employees jointly or severally.
- Information (including circuit diagrams and circuit parameters) herein is for example only; it is not guaranteed for volume production. SANYO believes information herein is accurate and reliable, but no guarantees are made or implied regarding its use or any infringements of intellectual property rights or other rights of third parties.