

SANYO

No.2818A

DLE30

Silicon Diffused Junction Type

3.0A Ultrahigh-Speed Rectifier**Applications**

- Switching regulator, high-frequency rectification.

Features

- Fast reverse recovery time and small switching loss.
- Reverse voltage $V_{RM} = 100$ to $400V$.
- Average rectified current : $I_O = 3.0A$.

Absolute Maximum Ratings at $T_a = 25^\circ C$

		DLE30B	DLE30C	DLE30E	unit
Peak Reverse Voltage	V_{RM}	100	200	400	V
Average Rectified Current	I_O	50Hz, resistive load, no fin, $T_a = 29^\circ C$			→
		50Hz, resistive load, $T_a = 25^\circ C$			→
		(With $20 \times 20 \times 1.0$ mm Al fin)			→
Surge Forward Current	I_{FSM}	→	→	60	A
Junction Temperature	T_j	→	→	150	$^\circ C$
Storage Temperature	T_{stg}	→	→	-40 to +150	$^\circ C$

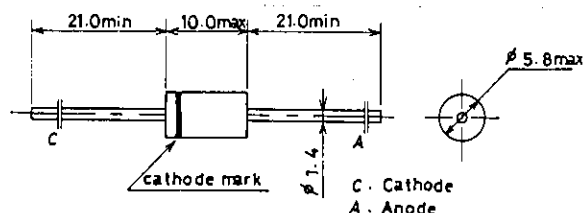
Electrical Characteristics [DLE30B,C] at $T_a = 25^\circ C$

			min	typ	max	unit
Forward Voltage	V_F	$I_F = 3.0A$			0.98	V
Reverse Current	I_R	V_R : Each V_{RM}			10	μA
Reverse Recovery Time	t_{rr}	$I_{FM} = 1A, -di/dt = 50A/\mu s$			35	ns
Thermal Resistance (Junction-Ambient)	$R_{th(j-a)}$	No fin, DLE30 only			80	$^\circ C/W$

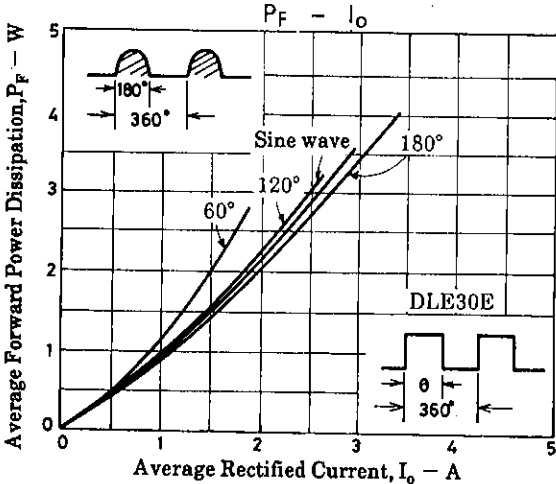
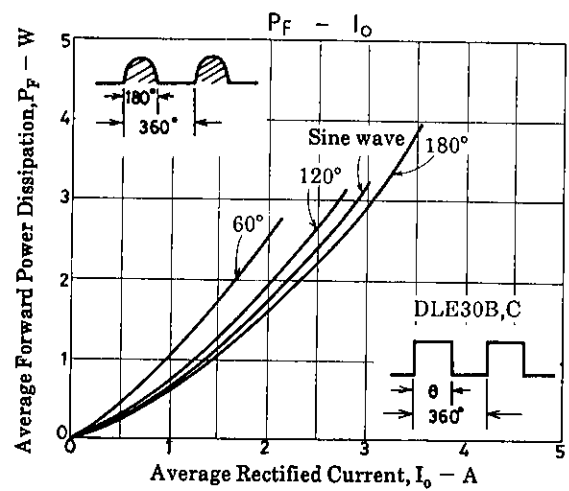
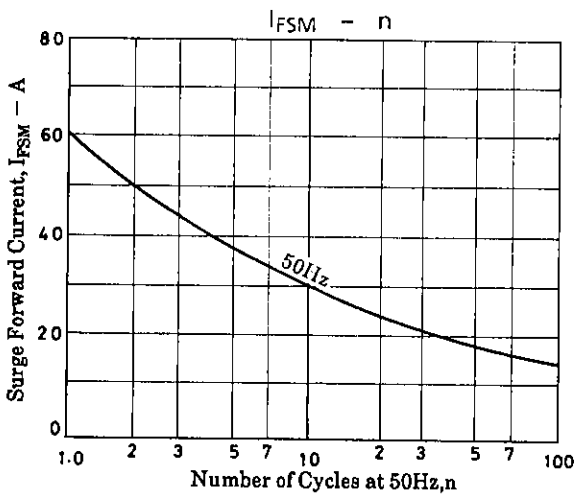
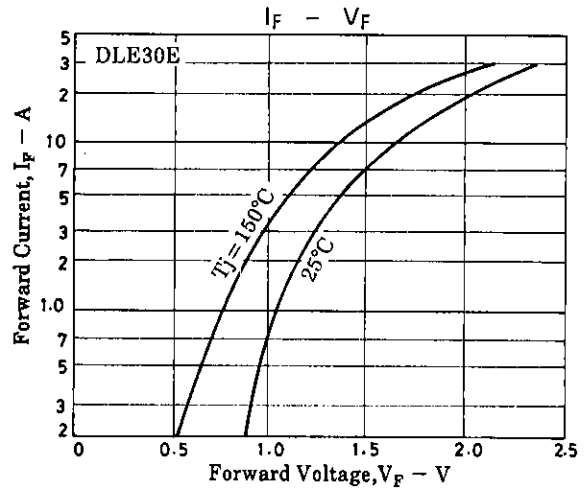
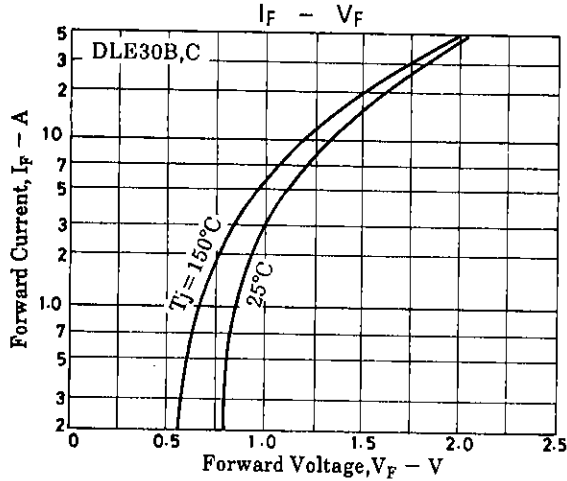
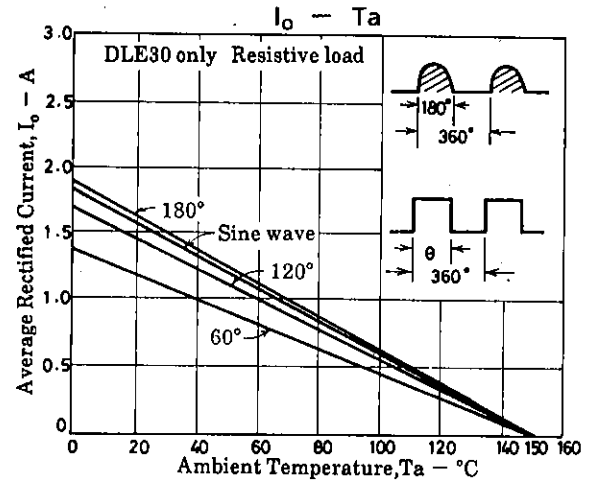
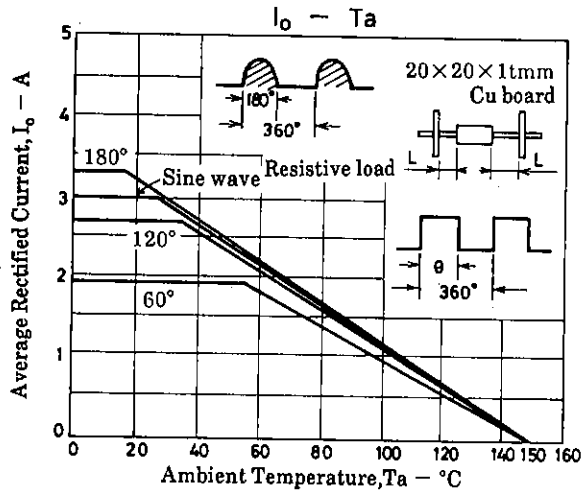
Electrical Characteristics [DLE30E] at $T_a = 25^\circ C$

			min	typ	max	unit
Forward Voltage	V_F	$I_F = 1.0A$			1.25	V
Reverse Current	I_R	$V_{RM} = 400V$			20	μA
Reverse Recovery Time	t_{rr}	$I_{FM} = 1A, -di/dt = 50A/\mu s$			30	ns
Thermal Resistance (Junction-Ambient)	$R_{th(j-a)}$	No fin, DLE30 only			80	$^\circ C/W$

Note) The Al fin is mounted on each lead at the point 5mm of the resin.

Package Dimensions 1193
(unit : mm)

DLE30



- No products described or contained herein are intended for use in surgical implants, life-support systems, aerospace equipment, nuclear power control systems, vehicles, disaster/crime-prevention equipment and the like, the failure of which may directly or indirectly cause injury, death or property loss.
- Anyone purchasing any products described or contained herein for an above-mentioned use shall:
 - ① Accept full responsibility and indemnify and defend SANYO ELECTRIC CO., LTD., its affiliates, subsidiaries and distributors and all their officers and employees, jointly and severally, against any and all claims and litigation and all damages, cost and expenses associated with such use;
 - ② Not impose any responsibility for any fault or negligence which may be cited in any such claim or litigation on SANYO ELECTRIC CO., LTD., its affiliates, subsidiaries and distributors or any of their officers and employees jointly or severally.
- Information (including circuit diagrams and circuit parameters) herein is for example only; it is not guaranteed for volume production. SANYO believes information herein is accurate and reliable, but no guarantees are made or implied regarding its use or any infringements of intellectual property rights or other rights of third parties.

This catalog provides information as of September, 1995. Specifications and information herein are subject to change without notice.