

SANYO

No.4705

DSE010

Silicon Epitaxial Planar Type

Very High-Speed Switching Diode

Features

- Ideally suited for use in hybrid ICs because of very small-sized package.
- Fast switching speed.
- Small interterminal capacitance.

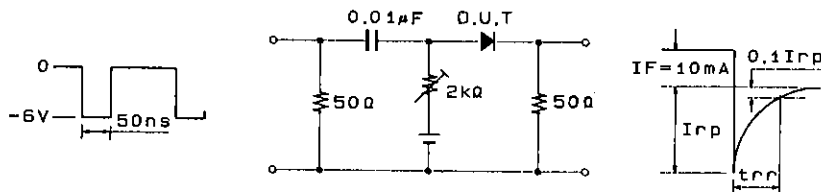
Absolute Maximum Ratings at $T_a = 25^\circ\text{C}$

			unit
Peak Reverse Voltage	V_{RM}	90	V
Reverse Voltage	V_R	80	V
Peak Forward Current	I_{FM}	225	mA
Average Rectified Current	I_o	100	mA
Surge Forward Current	I_{FSM} 1s pulse	500	mA
Junction Temperature	T_j	125	$^\circ\text{C}$
Storage Temperature	T_{stg}	-55 to +125	$^\circ\text{C}$

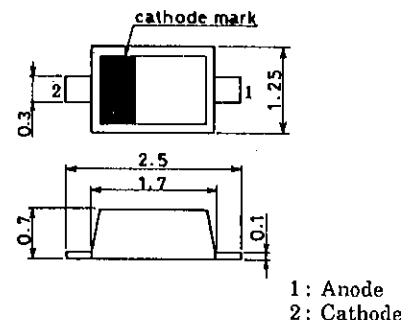
Electrical Characteristics at $T_a = 25^\circ\text{C}$

			min	typ	max	unit
Forward Voltage	V_F	$I_F = 100\text{mA}$			1.2	V
Reverse Current	I_R	$V_R = 80\text{V}$			0.5	μA
Interterminal Capacitance	C	$V_R = 0.5\text{V}, f = 1\text{MHz}$			3.0	pF
Reverse Recovery Time	t_{rr}	$I_F = 10\text{mA}, V_R = 6\text{V}$ $R_L = 50\Omega, I_{rr} = 0.1I_{rp}$			4.0	ns

Marking: C

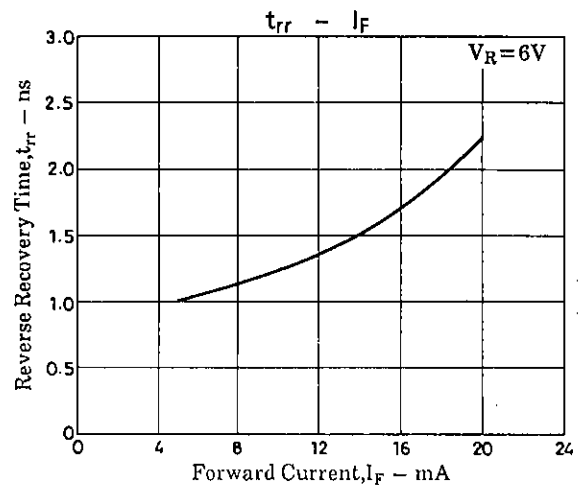
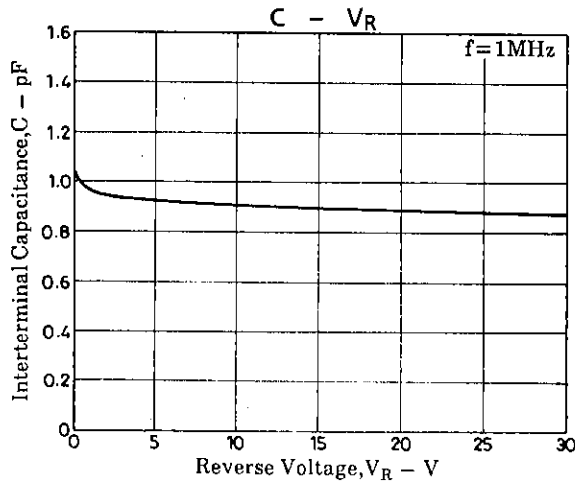
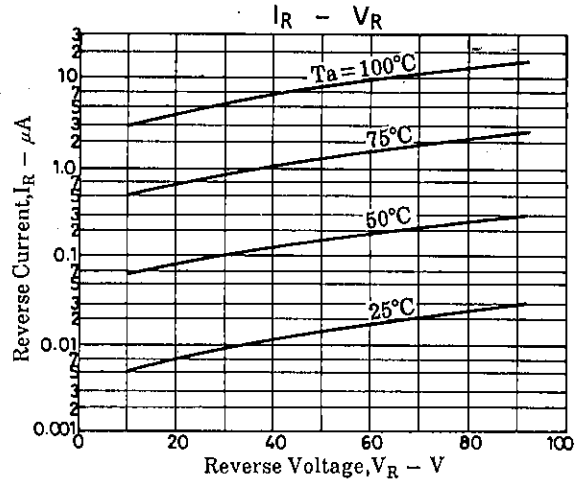
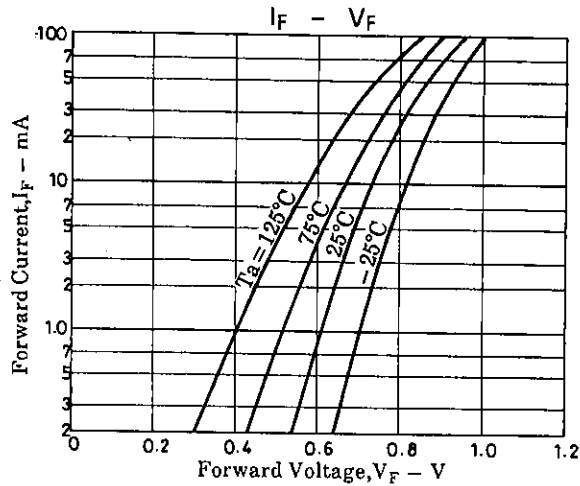
 t_{rr} Test Circuit

A01037

Package Dimensions 1260
(unit: mm)

SANYO Electric Co., Ltd. Semiconductor Business Headquarters
TOKYO OFFICE Tokyo Bldg., 1-10, 1 Chome, Ueno, Taito-ku, TOKYO, 110 JAPAN

42294MO (KOTO) AX-9231 No.4705-1/2



■ No products described or contained herein are intended for use in surgical implants, life-support systems, aerospace equipment, nuclear power control systems, vehicles, disaster/crime-prevention equipment and the like, the failure of which may directly or indirectly cause injury, death or property loss.

■ Anyone purchasing any products described or contained herein for an above-mentioned use shall:

- ① Accept full responsibility and indemnify and defend SANYO ELECTRIC CO., LTD., its affiliates, subsidiaries and distributors and all their officers and employees, jointly and severally, against any and all claims and litigation and all damages, cost and expenses associated with such use;
- ② Not impose any responsibility for any fault or negligence which may be cited in any such claim or litigation on SANYO ELECTRIC CO., LTD., its affiliates, subsidiaries and distributors or any of their officers and employees jointly or severally.

■ Information (including circuit diagrams and circuit parameters) herein is for example only; it is not guaranteed for volume production. SANYO believes information herein is accurate and reliable, but no guarantees are made or implied regarding its use or any infringements of intellectual property rights or other rights of third parties.