

**LA2610****Analog Surround Processing IC****Overview**

The LA2610 is an ambiance reproduction processor for use in audio, TV, and personal computer equipment applications. This IC easily reproduces a live space filled with a sense of presence by processing stereo signals from musical and audio-visual sources.

Features

- Wide operating supply voltage range allows various applications to be used.
- Aggregate level tuning is possible for surround signals and bass-boost signals.
- Miniature package and fewer external components allow the mounting area to be reduced.
- Bypass mode for low noise and low distortion ratio.

Functions

- Surround signal processing.
- Simple bass-boost.
- Switching between surround and bypass modes.

Package

- SIP12S

Specifications**Absolute Maximum Ratings at Ta = 25°C**

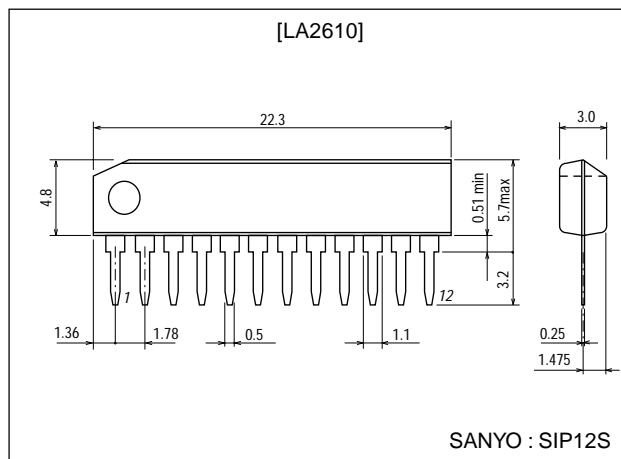
Parameter	Symbol	Conditions	Ratings	Unit
Maximum supply voltage	V _{CC} max		13	V
Allowable power dissipation	P _d max	Ta ≤ 70°C	100	mW
Operating temperature	T _{opr}		−25 to +70	°C
Storage Temperature	T _{stg}		−40 to +125	°C

Operating Conditions at Ta = 25°C

Parameter	Symbol	Conditions	Ratings	Unit
Recommended supply voltage	V _{CC}		9.0	V
Operating supply voltage range	V _{CC} op		4.5 to 12	V

Package Dimensions

unit:mm

3116-SIP12S

■ Any and all SANYO products described or contained herein do not have specifications that can handle applications that require extremely high levels of reliability, such as life-support systems, aircraft's control systems, or other applications whose failure can be reasonably expected to result in serious physical and/or material damage. Consult with your SANYO representative nearest you before using any SANYO products described or contained herein in such applications.

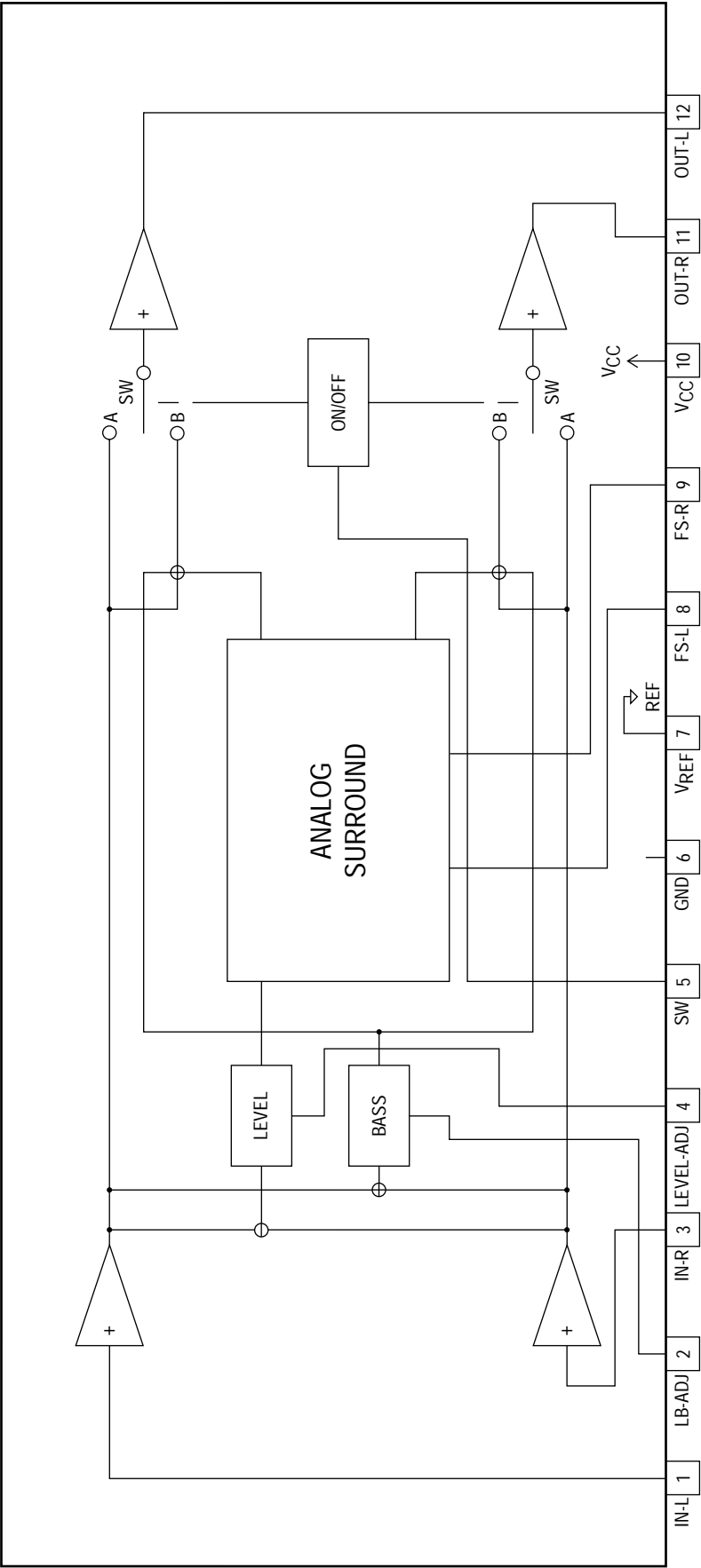
■ SANYO assumes no responsibility for equipment failures that result from using products at values that exceed, even momentarily, rated values (such as maximum ratings, operating condition ranges, or other parameters) listed in products specifications of any and all SANYO products described or contained herein.

LA2610

Electrical Characteristics at $T_a = 25^{\circ}\text{C}$, $V_{CC}=9\text{V}$, $V_i=300\text{Vrms}$ (L, R, in), $f=1\text{kHz}$

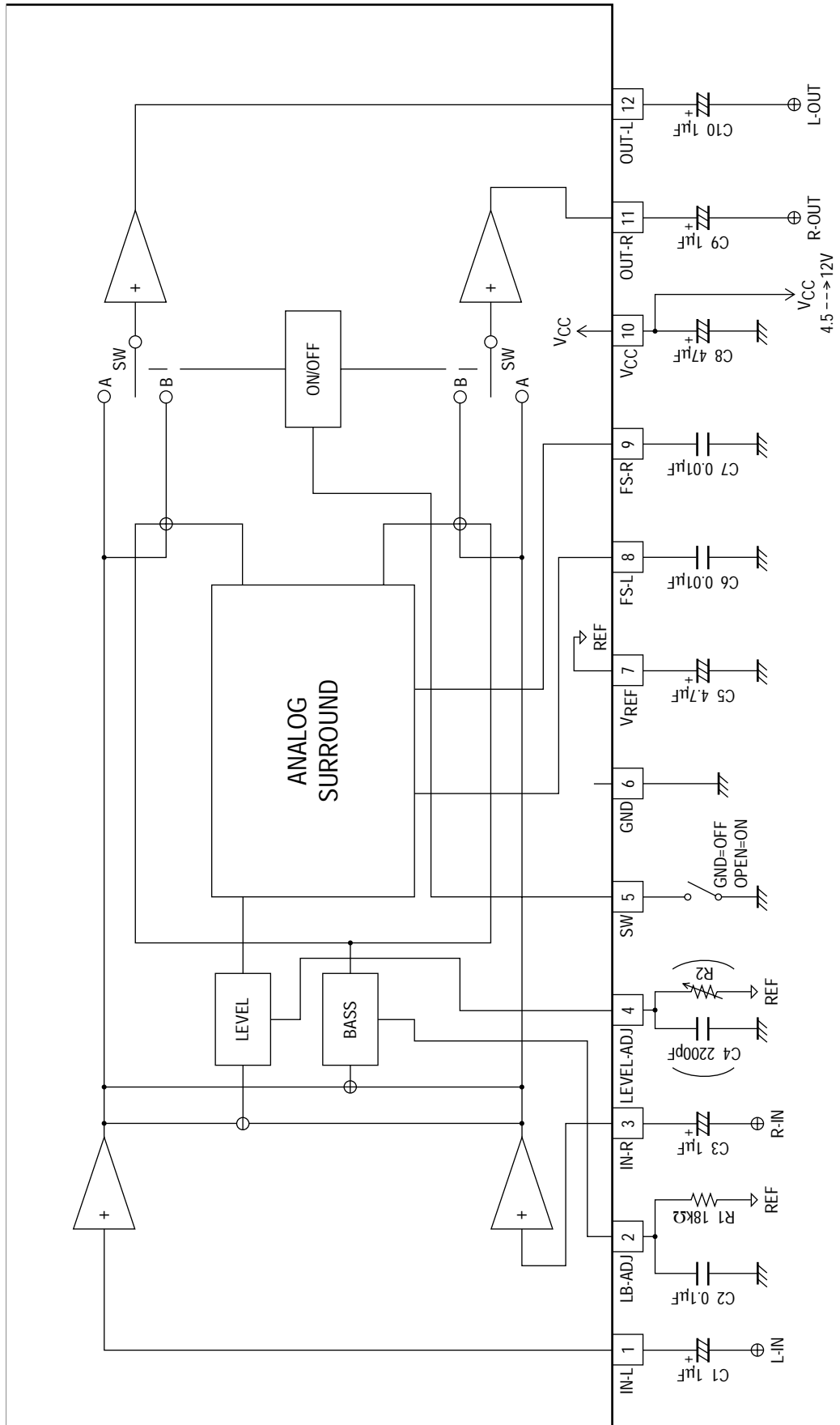
Parameter	Symbol	Conditions	Ratings			Unit
			min	typ	max	
Quiescent current	I_{CCT}	No signal, surround off		4	8	mA
Voltage gain	VG T	Surround off	-2	0	+2	dB
	VG S	Surround on	-4	-2.3	-0.5	dB
Boost amount	BST1	Surround on, $f_i=100\text{Hz}$	1.5	3	5	dB
Maximum output voltage	$V_{O\text{ max1}}$	THD=1%, surround off	1	2		Vrms
	$V_{O\text{ max2}}$	THD=1%, surround off	1	1.7		Vrms
Total harmonic distortion	THD T	Surround off		0.01	0.03	%
	THD S	Surround on		0.05	0.5	%
Crosstalk	CT T	Surround off	80	85		dB
Output noise voltage	$V_{no\text{ T}}$	Surround off		-110	-100	dBm
	$V_{no\text{ S}}$	Surround off		-90	-80	dBm

Block Diagram



A12519

Sample Application Circuit



A12520

External Parts Description

Parts	Description
C2	Bass-boost low-pass filter capacitor Bass-boost cutoff frequency is varied according to this capacitance
R1	Determines bass-boost gain Bass-boost gain is varied according to this resistance
C4, R2	Left and right surround signals level can be changed by adding these components externally
C6, C7	Surround effect varying capacitor Surround effect can be changed with these parts' capacitance

- Specifications of any and all SANYO products described or contained herein stipulate the performance, characteristics, and functions of the described products in the independent state, and are not guarantees of the performance, characteristics, and functions of the described products as mounted in the customer's products or equipment. To verify symptoms and states that cannot be evaluated in an independent device, the customer should always evaluate and test devices mounted in the customer's products or equipment.
- SANYO Electric Co., Ltd. strives to supply high-quality high-reliability products. However, any and all semiconductor products fail with some probability. It is possible that these probabilistic failures could give rise to accidents or events that could endanger human lives, that could give rise to smoke or fire, or that could cause damage to other property. When designing equipment, adopt safety measures so that these kinds of accidents or events cannot occur. Such measures include but are not limited to protective circuits and error prevention circuits for safe design, redundant design, and structural design.
- In the event that any or all SANYO products(including technical data,services) described or contained herein are controlled under any of applicable local export control laws and regulations, such products must not be exported without obtaining the export license from the authorities concerned in accordance with the above law.
- No part of this publication may be reproduced or transmitted in any form or by any means, electronic or mechanical, including photocopying and recording, or any information storage or retrieval system, or otherwise, without the prior written permission of SANYO Electric Co., Ltd.
- Any and all information described or contained herein are subject to change without notice due to product/technology improvement, etc. When designing equipment, refer to the "Delivery Specification" for the SANYO product that you intend to use.
- Information (including circuit diagrams and circuit parameters) herein is for example only ; it is not guaranteed for volume production. SANYO believes information herein is accurate and reliable, but no guarantees are made or implied regarding its use or any infringements of intellectual property rights or other rights of third parties.

This catalog provides information as of May, 1999. Specifications and information herein are subject to change without notice.