

SANYO**LA6520****3-Output Power Operational Amplifier****Overview**

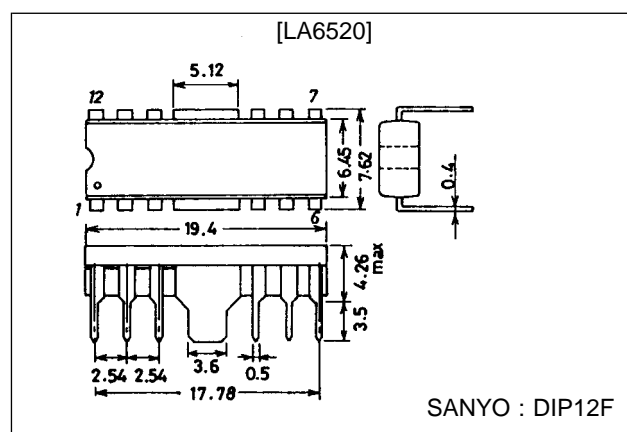
The LA6520 is a 3-output power OP amp designed for use in consumer, industrial applications.

Features

- High output current ($I_o = 0.5\text{ A}$)
- High gain
- With current limiter
- Wide operating voltage range (± 2 to $\pm 18\text{ V}$)
- Capable of being operated from single supply (4 to 36V)
- On-chip thermal shutdown

Package Dimensions

unit : mm

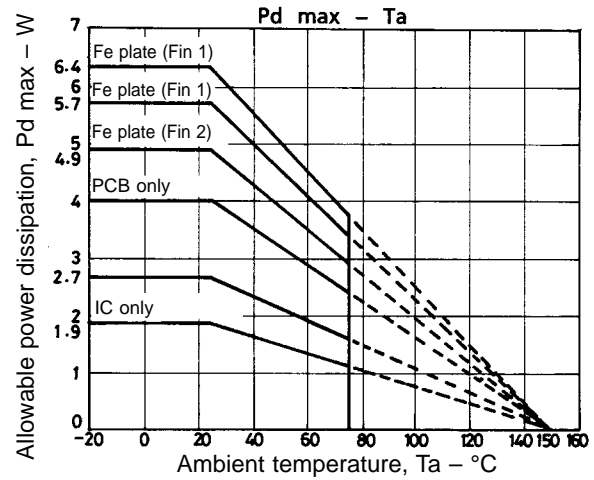
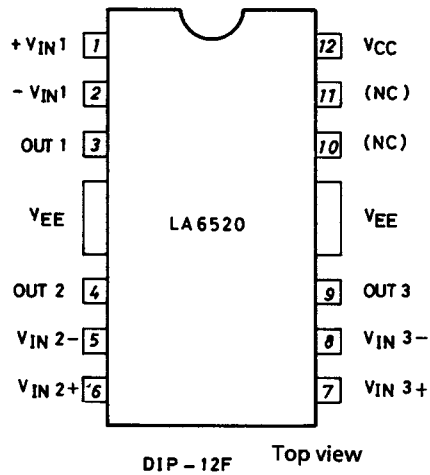
3022A-DIP12F**Specification****Maximum Ratings at $T_a = 25^\circ\text{C}$**

Parameter	Symbol	Conditions	Ratings	Unit
Maximum supply voltage	V_{CC}/V_{EE}		± 18	V
Differential input voltage	V_{IDif}		30	V
Common-mode input voltage	V_{ICOM}		± 15	V
Allowable power dissipation	$P_d\text{ max}$		1.9	W
Operating temperature	T_{opr}		-20 to $+75$	$^\circ\text{C}$
Storage temperature	T_{stg}		-55 to $+150$	$^\circ\text{C}$

Operating Characteristics at $T_a = 25^\circ\text{C}$, $V_{CC}/V_{EE} = \pm 15\text{ V}$

Parameter	Symbol	Conditions	min	typ	max	Unit
Quiescent current dissipation	I_{CCO}			20		mA
Input offset voltage	V_{IO}	$R_s \leq 10\text{ k}\Omega$		2		mV
Input offset current	I_{IO}			10		nA
Input bias current	I_B			50		nA
Common-mode input voltage range	V_{ICM}		-15		+13	V
Common-mode rejection	CMR			80		dB
Maximum output voltage	V_o	$R_L = 33\text{ }\Omega$		± 12		V
Voltage gain	V_{GO}			85		dB
Slew rate	SR	$G_V = 0$, $R_L = 33\text{ }\Omega$, $R = 10\text{ }\Omega$, $L = 0.1\text{ }\mu\text{F}$		0.15		V/ μs
Supply voltage rejection	SVR			30		$\mu\text{V/V}$
Limiting current (On-chip limiter)	I_{SC}			0.5		A

Pin Assignment



- No products described or contained herein are intended for use in surgical implants, life-support systems, aerospace equipment, nuclear power control systems, vehicles, disaster/crime-prevention equipment and the like, the failure of which may directly or indirectly cause injury, death or property loss.
- Anyone purchasing any products described or contained herein for an above-mentioned use shall:
 - ① Accept full responsibility and indemnify and defend SANYO ELECTRIC CO., LTD., its affiliates, subsidiaries and distributors and all their officers and employees, jointly and severally, against any and all claims and litigation and all damages, cost and expenses associated with such use:
 - ② Not impose any responsibility for any fault or negligence which may be cited in any such claim or litigation on SANYO ELECTRIC CO., LTD., its affiliates, subsidiaries and distributors or any of their officers and employees jointly or severally.
- Information (including circuit diagrams and circuit parameters) herein is for example only; it is not guaranteed for volume production. SANYO believes information herein is accurate and reliable, but no guarantees are made or implied regarding its use or any infringements of intellectual property rights or other rights of third parties.

This catalog provides information as of March, 1996. Specifications and information herein are subject to change without notice.