

STK4100MK5 Series

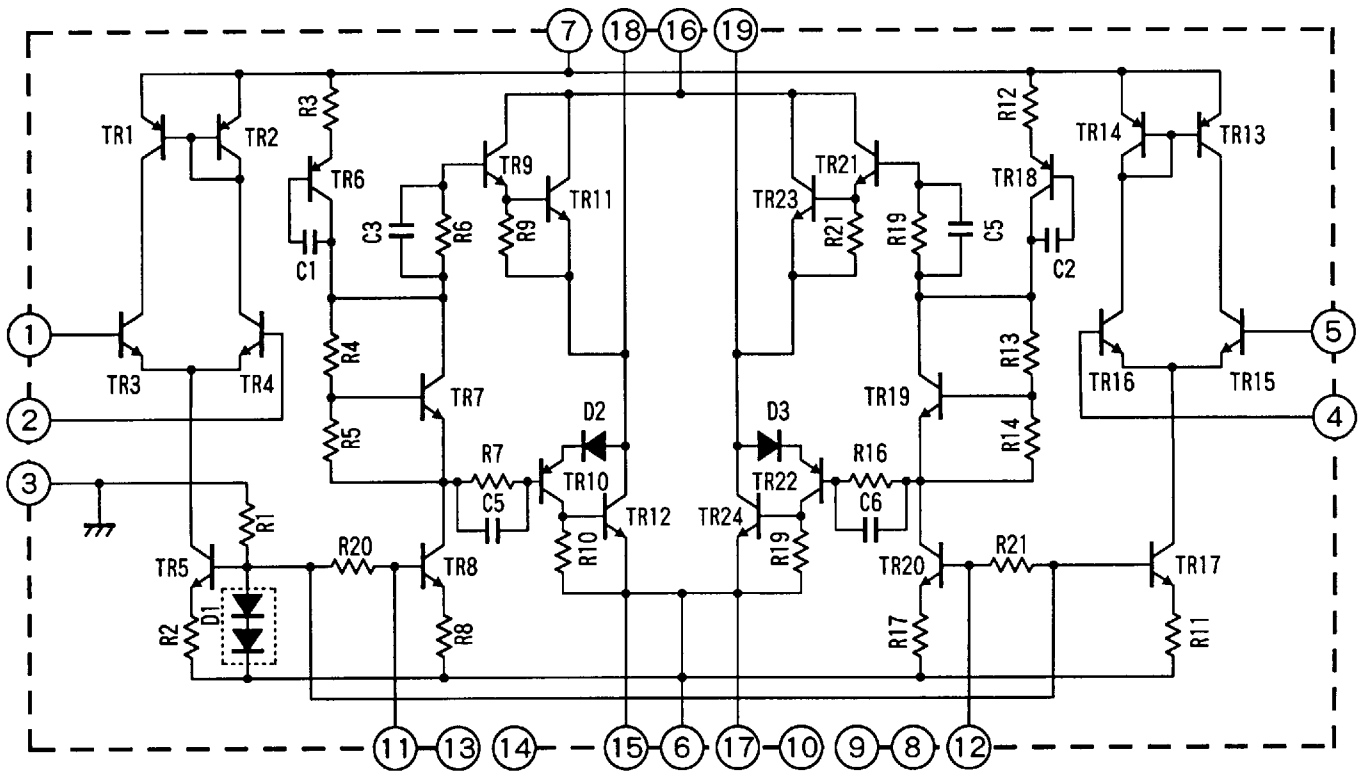
★2ch./1package, \pm Power Supply
★6W/ch. \sim 100W/ch.
★THD = 0.08%

Model	Maximum Ratings 最大定格	Recommended Operating Conditions 推奨動作条件		Operating Characteristics (Recommend Operating Conditions at Test Circuit) 動作特性 (Test Circuitにて 推奨動作条件による)			
	Vcc max [V]	Vcc [V]		Po max 1 RL=8 Ω f=20 \sim 20kHz [W]	THD (V _G =40dB) [%]	Po max 2 RL=4 Ω f=1kHz [W]	THD (V _G =40dB) [%]
		RL=8 Ω	RL=4 Ω				
STK4100MK5	± 21.0	± 14.0	± 12.5	6 + 6	0.08	6 + 6	0.2
STK4110MK5	± 27.0	± 18.0	± 14.5	10 + 10	0.08	10 + 10	0.2
*STK4120MK5	± 32.0	± 21.5	± 18.0	15 + 15	0.08	15 + 15	0.2
*STK4130MK5	± 36.0	± 24.5	± 21.5	20 + 20	0.08	20 + 20	0.2
STK4140MK5	± 40.5	± 27.0	± 24.0	25 + 25	0.08	25 + 25	0.2
STK4150MK5	± 42.0	± 28.5	± 25.0	30 + 30	0.08	35 + 35	0.2
STK4160MK5	± 46.0	± 30.5	± 26.5	35 + 35	0.08	40 + 40	0.2
STK4170MK5	± 49.0	± 32.5	± 28.0	40 + 40	0.08	45 + 45	0.2
STK4180MK5	± 51.0	± 34.0	± 30.0	45 + 45	0.08	50 + 50	0.2
STK4190MK5	± 53.0	± 35.5	± 32.0	50 + 50	0.08	55 + 55	0.2
STK4200MK5	± 57.0	± 39.0	-	60 + 60	0.08	-	-
STK4210MK5	± 62.0	± 43.0	-	70 + 70	0.08	-	-
STK4220MK5	± 65.0	± 45.0	-	80 + 80	0.08	-	-
STK4230MK5	± 75.0	± 51.0	-	100 + 100	0.08	-	-

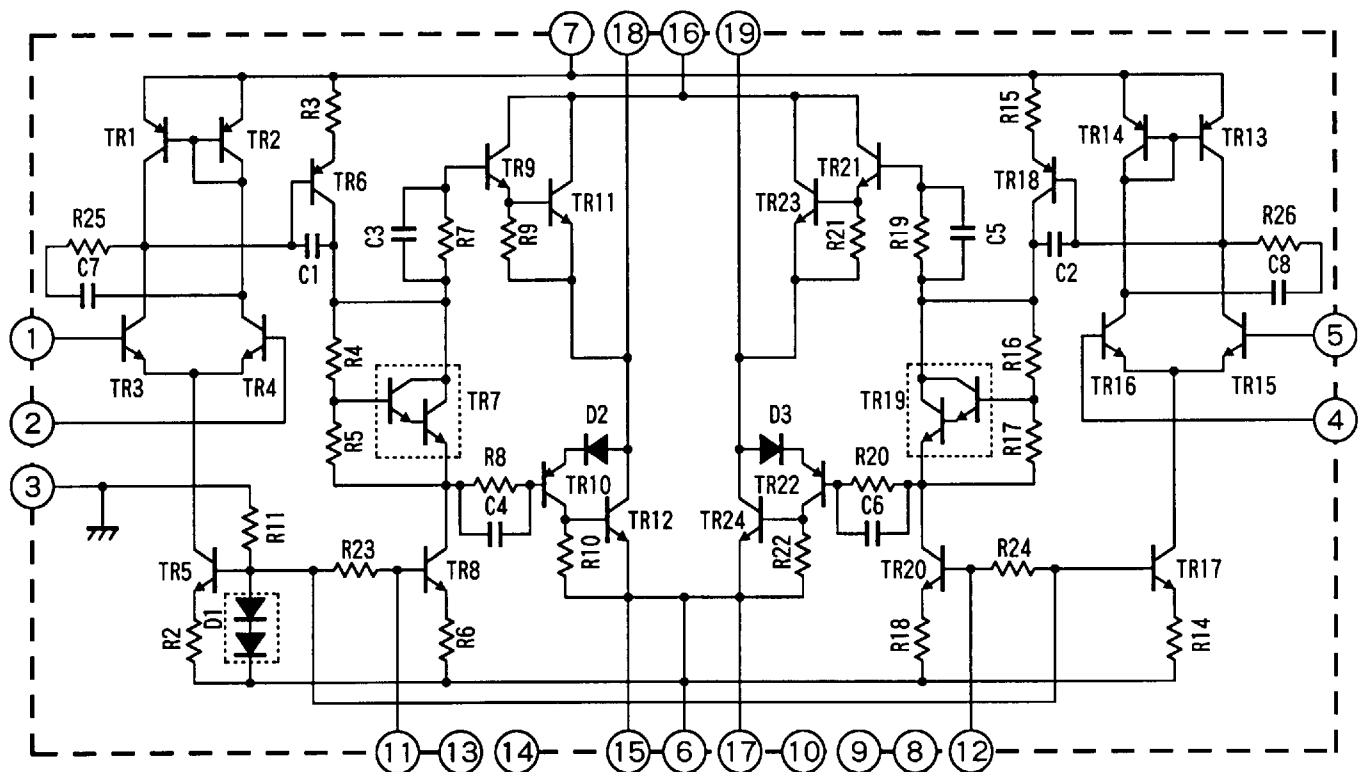
* Under mass production

■ Equivalent Circuit

⑧ STK4100MK5 ~ STK4190MK5

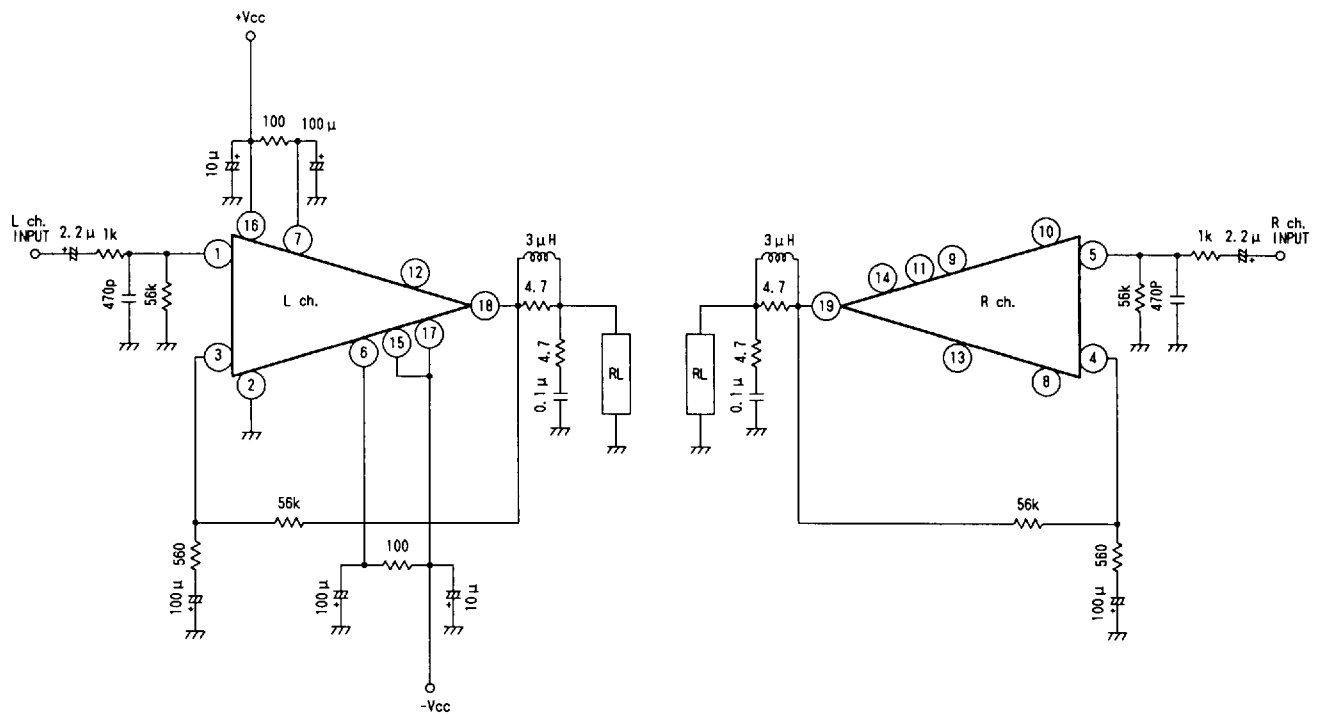


⑩ STK4200MK5 ~ STK4230MK5

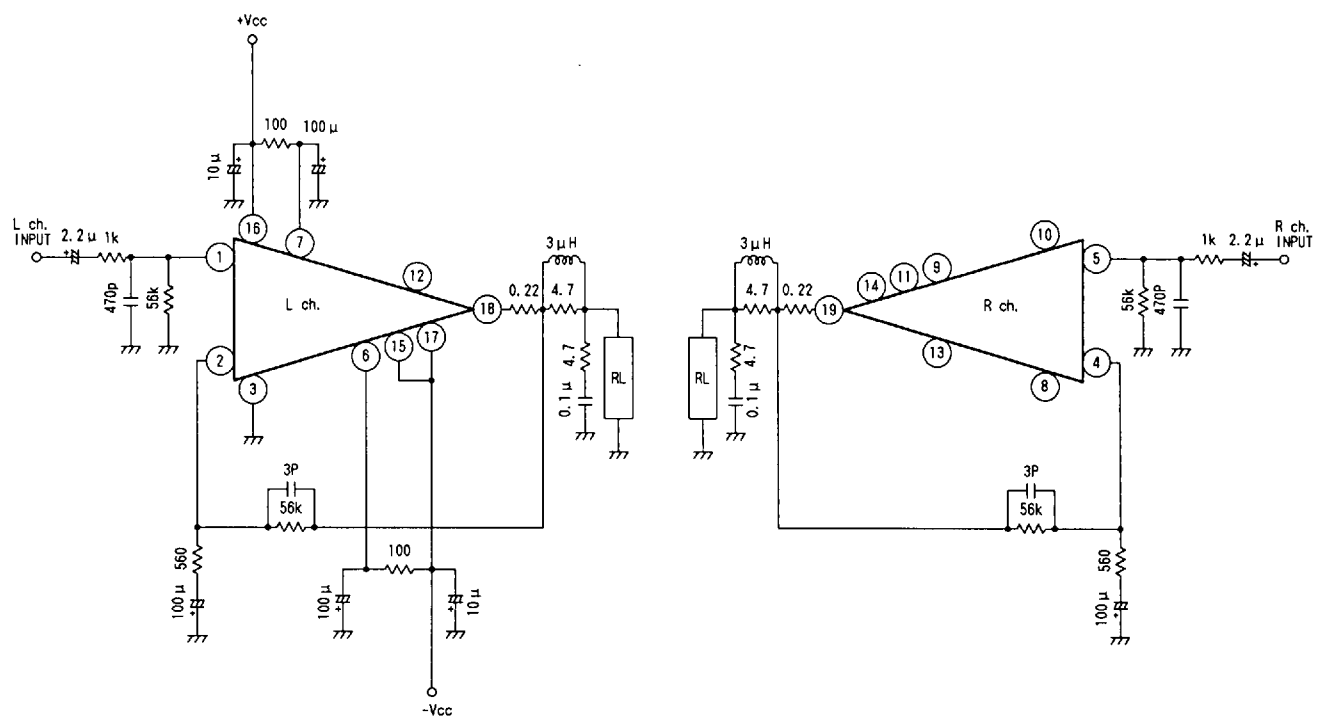


■ Test Circuit

① STK4100MK5 ~ STK4190MK5

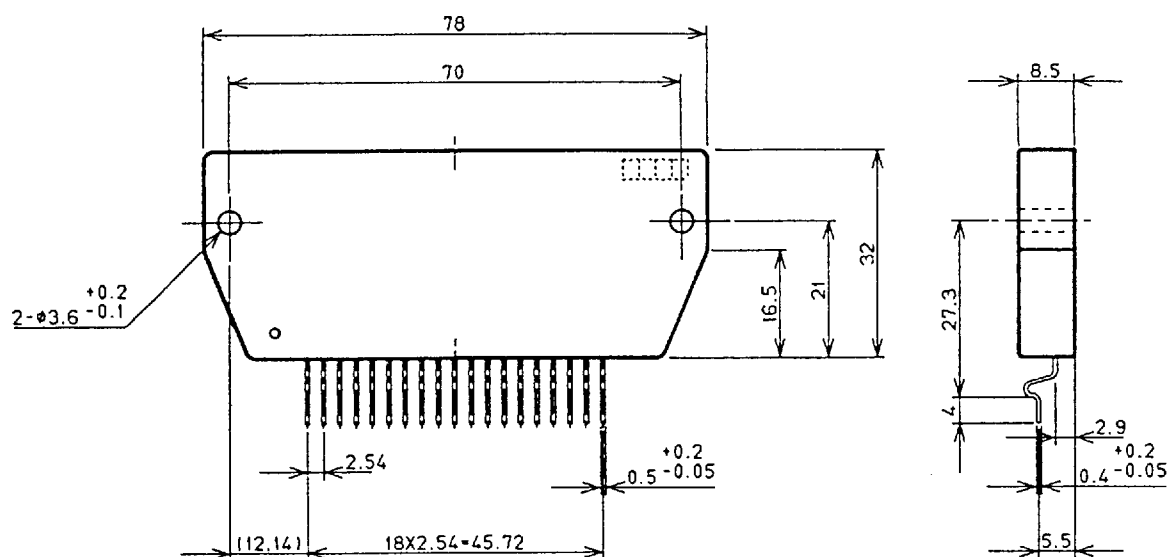


② STK4200MK5 ~ STK4230MK5



■ Case Outline

⑧ STK4100MK5 ~ STK4190MK5



⑨ STK4200MK5 ~ STK4230MK5

