


TECHNICAL DATA
DATA SHEET 563, REV. B**Transient Voltage Suppressor****FEATURES:**

This series of TVS devices is packaged in a ceramic, dual in-line, hermetically sealed package. These components offer 15 protective devices per package; unidirectional or bidirectional, common buss connections. The dual in-line is designed specifically for data line protection, at the PC board level. TTL and MOS voltages are available for protection of input/output data circuits.



- ◆ Unidirectional or Bidirectional
- ◆ Mil-Std-461 compatible
- ◆ 1300W peak pulse power (8/20 μ s)
- ◆ ESD protection > 40KV
- ◆ Multiple TVS Array
- ◆ Dual In-Line, 16 PIN Hermetic Package
- ◆ μ P / mP Compatible Package
- ◆ Voltage Range of 5V to 30V Available
- ◆ Common Buss Configuration
- ◆ Military Environment Capability

MAXIMUM RATINGS

Rating	Condition	Minimum	Maximum	Units
Peak Pulse Power Dissipation	@ 25°, (8x20 μ s)	-	1300	Watts
Clamping (t_{clamping})	0 Volts to V_{BR} - Unidirectional - Bi-directional	-	$< 1 \times 10^{-12}$ $< 5 \times 10^{-9}$	Seconds
Operating & Storage Temp.	N/A	-55	+ 150	°C
Forward Surge Current	1/120 sec. @ 25°C (unidirectional)	-	10	Amps

MECHANICAL CHARACTERISTICS**HERMETICALLY SEALED PACKAGE**

CASE: Ceramic, 16 pin dual in-line (.300" row spacing)

POLARITY: Pin No. 1 marked with a flag on lead and a dot on top of package. Body marked with type number.

WEIGHT: 3.5 grams (approx.)

SCREENING:

- Standard Catalog Screening
- Option H1: 100% JANTX Screening
- Option H2: 100% JANTX Screening with Group B testing

**DLZ5 thru DLZ30
DLZ5A thru DLZ30A
DLZ8C thru DLZ30C
DLZ8CA thru DLZ30CA**

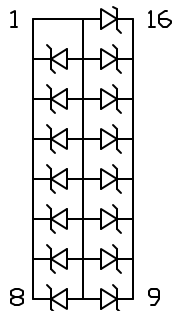
SENSITRON

TECHNICAL DATA


DATA SHEET 563, REV. B

Part Number	Reverse Stand-Off Voltage V_{WM} Volts	Minimum Breakdown Voltage @ 1 mA $V_{(BR)}$ Volts	Maximum Clamping Voltage @ $I_{PP2} = 1A$ (8x20 μ s) V_{c1} Volts	Maximum Clamping Voltage @ I_{PP2} (8x20 μ s) V_{c2} Volts	Maximum Reverse Leakage @ V_{wm} I_D μA	Maximum Voltage Temperature Variation of $V_{(BR)}$ MV/C
Unidirectional						
DLZ5	5.0	6.0	10.2	19.2V @ 66A	200	5.0
DLZ5A	5.0	6.0	9.5	18.1V @ 70A	200	5.0
DLZ12	12	13.3	21.1	33.0V @ 41A	2.0	18
DLZ12A	12	13.3	19.1	28.0V @ 48A	2.0	18
DLZ17	17	19.2	30.4	40.0V @ 33A	2.0	20
DLZ17A	17	19.2	27.5	37.4V @ 35A	2.0	20
DLZ24	24	26.7	42.3	62.4V @ 21A	2.0	31
DLZ24A	24	26.7	38.3	50.5V @ 26A	2.0	31
DLZ30	30	33.3	52.8	62.9V @ 21A	2.0	39
DLZ30A	30	33.3	47.8	60.0V @ 24A	2.0	39
Bi-directional						
DLZ8C	8.0	8.5	13.4	29.0V @ 45A	10	9.0
DLZ8CA	8.0	8.5	12.2	26.5V @ 49A	10	9.0
DLZ13C	13	14.4	22.8	34.0V @ 39A	4.0	18
DLZ13CA	13	14.4	20.6	31.0V @ 43A	4.0	18
DLZ19C	19	21.6	34.2	47.6V @ 28A	4.0	24
DLZ19CA	19	21.6	31.0	40.5V @ 33A	4.0	24
DLZ30C	30	33.3	52.8	68.7V @ 19A	4.0	39
DLZ30CA	30	33.3	47.8	62.5V @ 21A	4.0	39

**TYPICAL UNI-DIRECTIONAL
SCHEMATIC**



**TYPICAL BI-DIRECTIONAL
SCHEMATIC**



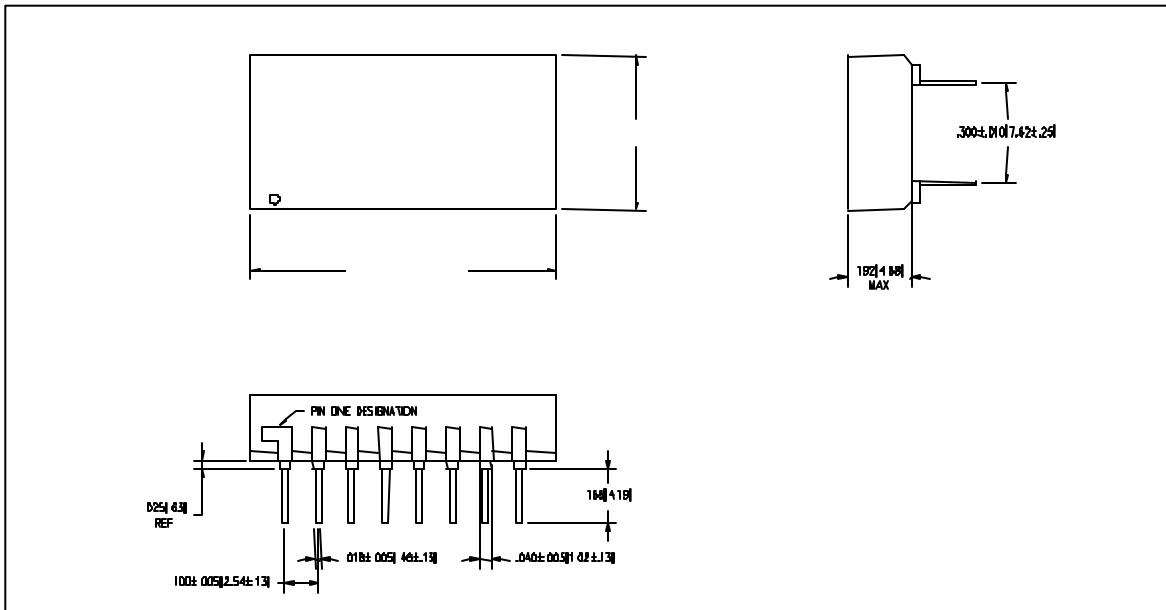
DLZ5 thru DLZ30
DLZ5A thru DLZ30A
DLZ8C thru DLZ30C
DLZ8CA thru DLZ30CA

SENSITRON

TECHNICAL DATA

DATA SHEET 563, REV. B

MECHANICAL DIMENSIONS: In Inches / mm



TECHNICAL DATA

DISCLAIMER:

- 1- The information given herein, including the specifications and dimensions, is subject to change without prior notice to improve product characteristics. Before ordering, purchasers are advised to contact the Sensitron Semiconductor sales department for the latest version of the datasheet(s).
- 2- In cases where extremely high reliability is required (such as use in nuclear power control, aerospace and aviation, traffic equipment, medical equipment, and safety equipment), safety should be ensured by using semiconductor devices that feature assured safety or by means of users' fail-safe precautions or other arrangement.
- 3- In no event shall Sensitron Semiconductor be liable for any damages that may result from an accident or any other cause during operation of the user's units according to the datasheet(s). Sensitron Semiconductor assumes no responsibility for any intellectual property claims or any other problems that may result from applications of information, products or circuits described in the datasheets.
- 4- In no event shall Sensitron Semiconductor be liable for any failure in a semiconductor device or any secondary damage resulting from use at a value exceeding the absolute maximum rating.
- 5- No license is granted by the datasheet(s) under any patents or other rights of any third party or Sensitron Semiconductor.
- 6- The datasheet(s) may not be reproduced or duplicated, in any form, in whole or part, without the expressed written permission of Sensitron Semiconductor.
- 7- The products (technologies) described in the datasheet(s) are not to be provided to any party whose purpose in their application will hinder maintenance of international peace and safety nor are they to be applied to that purpose by their direct purchasers or any third party. When exporting these products (technologies), the necessary procedures are to be taken in accordance with related laws and regulations.