



# ESDALC6V1F2

## Quad low capacitance TRANSIL™ array for ESD protection

### Applications

Where transient overvoltage protection in ESD sensitive equipment is required, such as:

- Computers
- Printers
- Communication systems and cellular phones
- Video equipment

This device is particularly adapted to the protection of symmetrical signals

### Features

- 4 unidirectional TRANSIL functions.
- Breakdown voltage  $V_{BR} = 6.1 \text{ V min.}$ 
  - Low diode capacitance (12 pF @ 0 V)
  - Low leakage current (< 500 nA @ 3 V)
  - very small PCB area (1.33 mm<sup>2</sup>)
- Lead free package

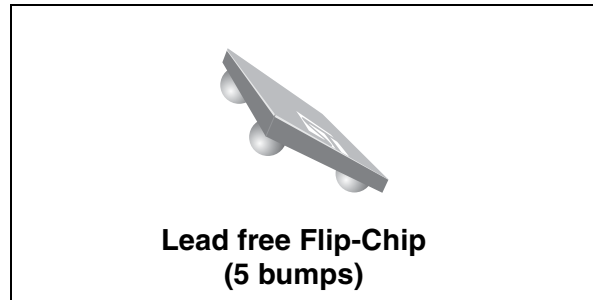
### Benefits

- High ESD protection level
- High integration
- Suitable for high density boards

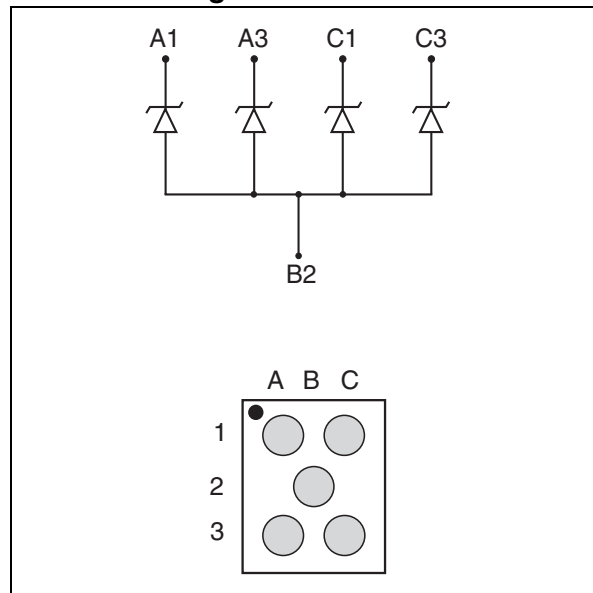
### Description

The ESDALC6V1F2 is a monolithic array designed to protect up to 4 lines against ESD transients. The device is ideal for applications where both reduced line capacitance and board space saving are required.

TM: TRANSIL is a trademark of STMicroelectronics



### Functional diagram



### Order code

Part number	Marking
ESDALC6V1F2	EDT

### Complies with the following standards:

IEC61000-4-2    15 kV (air discharge)  
                       8 kV (contact discharge)

MIL STD 883E - Method 3015-7: class 3  
                       25 kV (Human body model)

# 1 Characteristics

**Table 1. Absolute maximum ratings ( $T_{amb}$ ) = 25 °C**

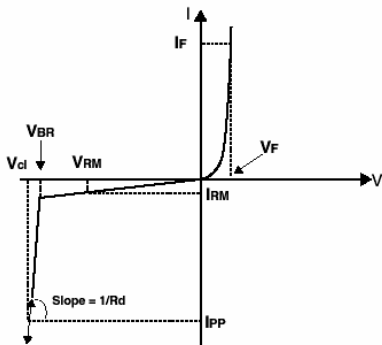
Symbol	Parameter		Value	Unit
$V_{PP}$	ESD discharge	IEC61000-4-2 air discharge IEC61000-4-2 contact discharge	$\pm 15$ $\pm 8$	kV
$P_{PP}$	Peak pulse power dissipation (8/20 $\mu$ s. <sup>(1)</sup> )	$T_{j \text{ initial}} = T_{amb}$	25	W
$T_j$	Junction temperature		125	°C
$T_{stg}$	Storage temperature		- 55 to +150	°C
$T_L$	Maximum lead temperature for soldering during 10 s at 5 mm for case		260	°C
$T_{OP}$	Operating temperature range		- 40 to + 125	°C

1. For a surge greater than the maximum values, the diode will fail in short-circuit

**Table 2. Thermal resistance**

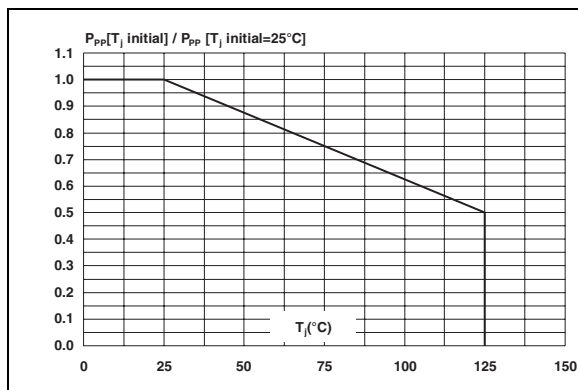
Synbol	Parameter	Value	Unit
$R_{th(j-a)}$	Junction to ambient on printed circuit on recommended pad layout	150	°C/W

**Table 3. Electrical characteristics**

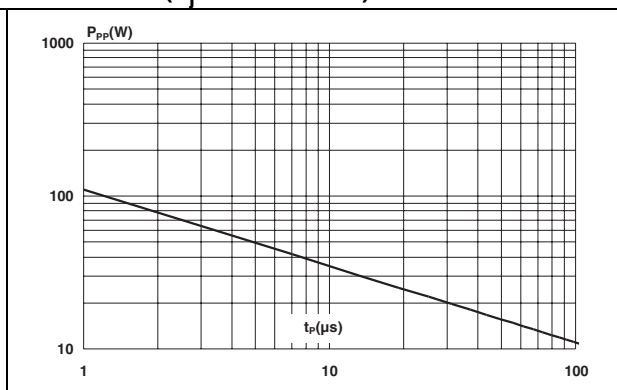
Symbol	Parameter	
$V_{RM}$	Stand-of voltage	
$V_{BR}$	Breakdown voltage	
$V_{CL}$	Clamping voltage	
$I_{RM}$	Leakage current @ $V_{RM}$	
$I_{PP}$	Peak pulse current	
$\alpha T$	Voltage temperature coefficient	
$V_F$	Forward voltage drop	

Type	$I_{RM} @ V_{RM}$		$V_{BR} @ I_R$			$R_D$	$\alpha T$	C
	$\mu A \text{ max}$	V	Vmin	Vmax	mA	Typ	10-4/°C max	pFtyp @0 V
ESDALC6V1F2	0.5	3	6.1	7.2	1	1	5	12

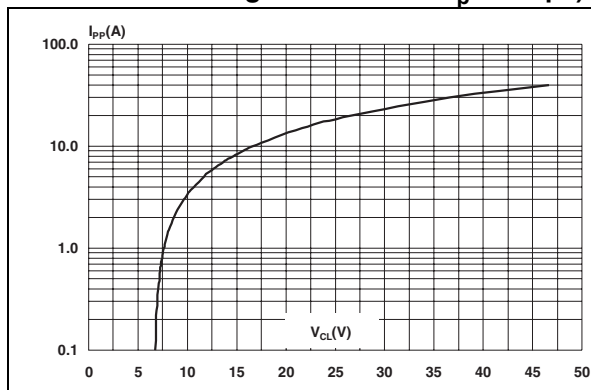
**Figure 1. Peak power dissipation versus initial junction temperature**



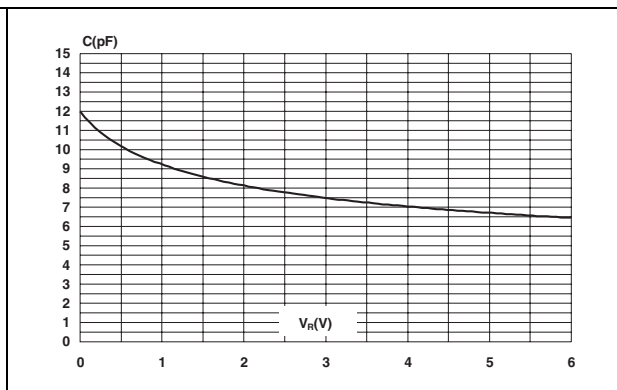
**Figure 2. Peak pulse power versus exponential pulse duration ( $T_j$  initial =  $25^{\circ}\text{C}$ )**



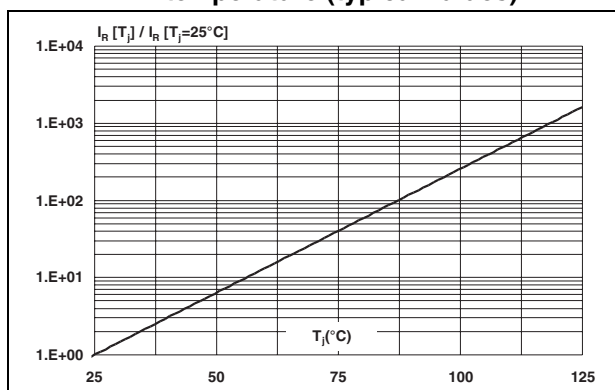
**Figure 3. Clamping voltage versus peak pulse current ( $T_j$  initial =  $25^{\circ}\text{C}$ ), rectangular waveform  $t_p = 2.5 \mu\text{s}$ .**



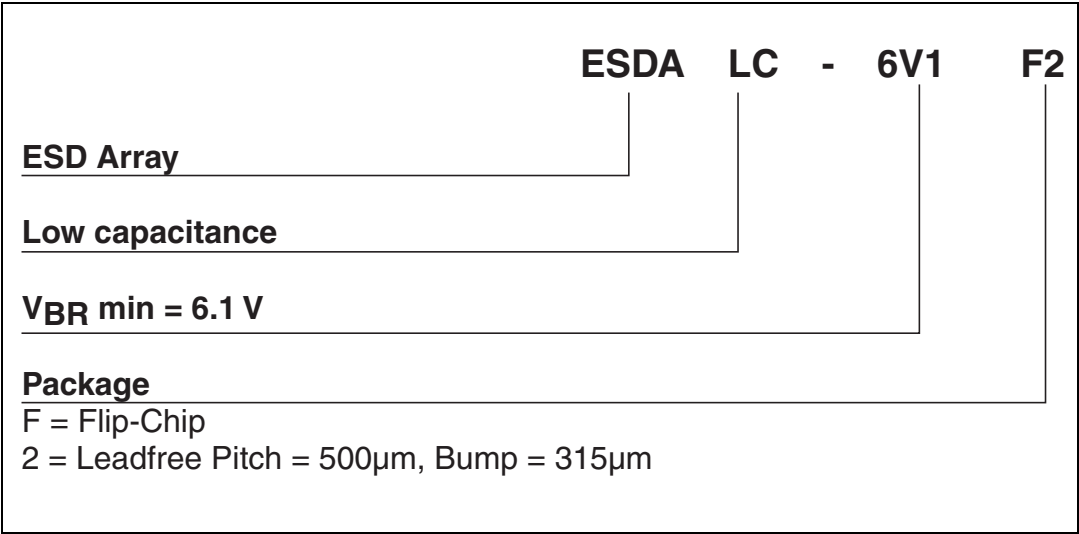
**Figure 4. Capacitance versus reverse applied voltage (typical values)**



**Figure 5. Relative variation of the leakage current versus junction temperature (typical values)**



2      **Ordering information scheme**



3 Package information

Figure 6. Flip-Chip dimensions

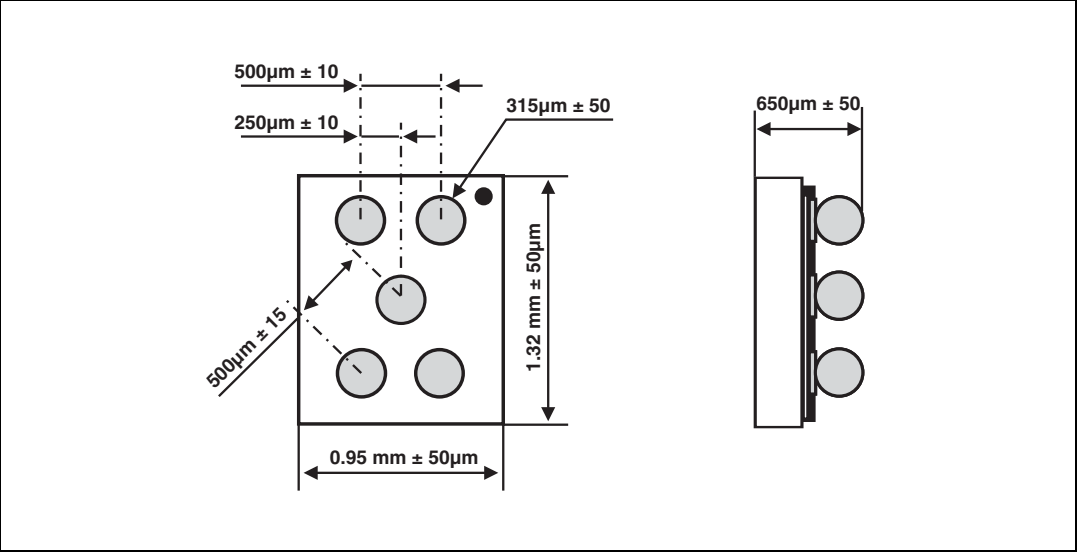


Figure 7. Flip-Chip footprint

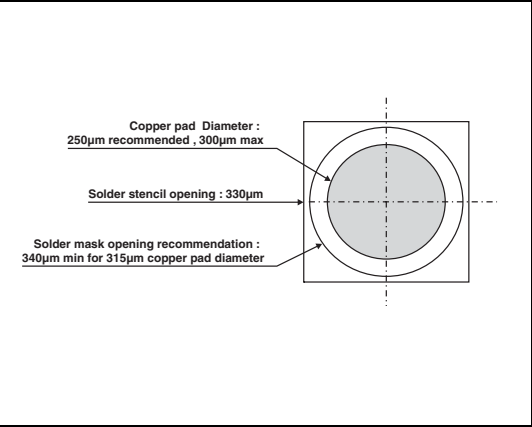


Figure 8. Marking

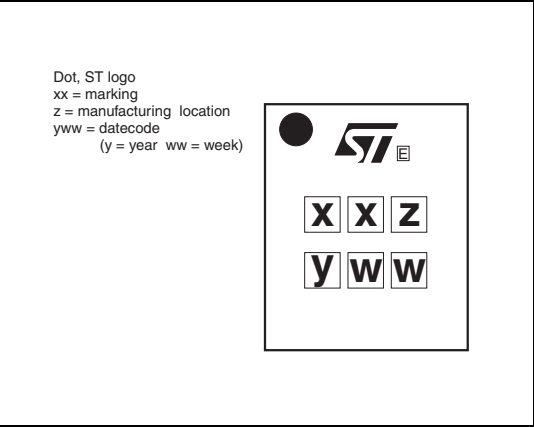
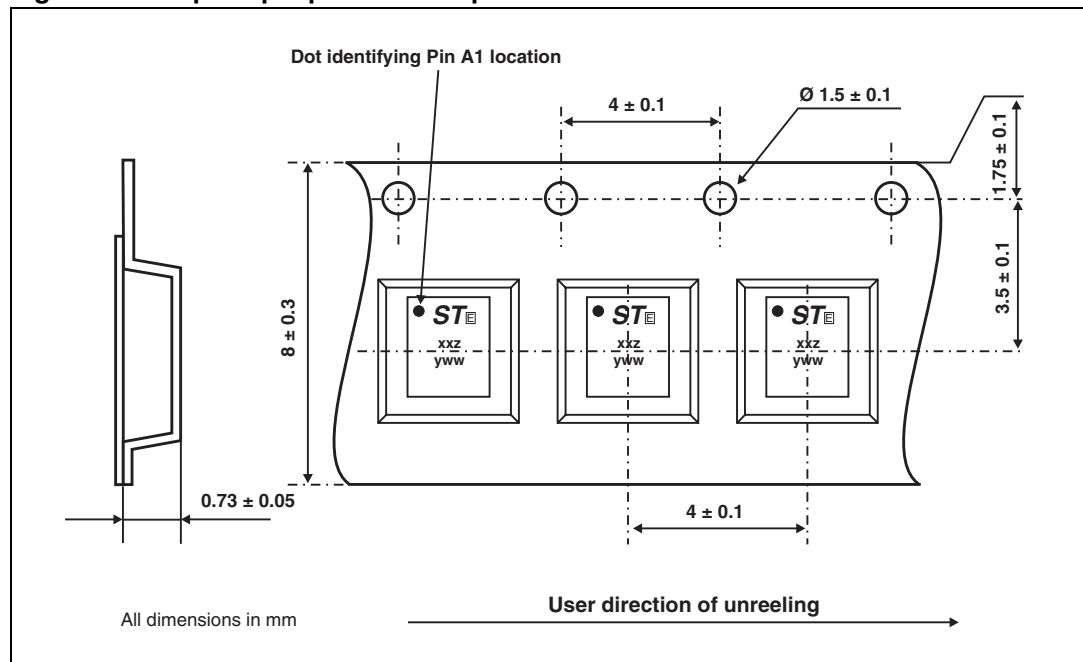


Figure 9. Flip-Chip tape and reel specifications



In order to meet environmental requirements, ST offers these devices in ECOPACK® packages. These packages have a lead-free second level interconnect. The category of second level interconnect is marked on the package and on the inner box label, in compliance with JEDEC Standard JESD97. The maximum ratings related to soldering conditions are also marked on the inner box label. ECOPACK is an ST trademark. ECOPACK specifications are available at: [www.st.com](http://www.st.com).

## 4 Ordering information

Part number	Marking	Package	Weight	Base qty	Delivery mode
ESDALC6V1F2	EDT	Flip-Chip	2.1 mg	5000	Tape and reel

## 5 Revision history

Date	Revision	Changes
07-Aug-2006	1	Initial release.

Please Read Carefully:

Information in this document is provided solely in connection with ST products. STMicroelectronics NV and its subsidiaries ("ST") reserve the right to make changes, corrections, modifications or improvements, to this document, and the products and services described herein at any time, without notice.

All ST products are sold pursuant to ST's terms and conditions of sale.

Purchasers are solely responsible for the choice, selection and use of the ST products and services described herein, and ST assumes no liability whatsoever relating to the choice, selection or use of the ST products and services described herein.

No license, express or implied, by estoppel or otherwise, to any intellectual property rights is granted under this document. If any part of this document refers to any third party products or services it shall not be deemed a license grant by ST for the use of such third party products or services, or any intellectual property contained therein or considered as a warranty covering the use in any manner whatsoever of such third party products or services or any intellectual property contained therein.

**UNLESS OTHERWISE SET FORTH IN ST'S TERMS AND CONDITIONS OF SALE ST DISCLAIMS ANY EXPRESS OR IMPLIED WARRANTY WITH RESPECT TO THE USE AND/OR SALE OF ST PRODUCTS INCLUDING WITHOUT LIMITATION IMPLIED WARRANTIES OF MERCHANTABILITY, FITNESS FOR A PARTICULAR PURPOSE (AND THEIR EQUIVALENTS UNDER THE LAWS OF ANY JURISDICTION), OR INFRINGEMENT OF ANY PATENT, COPYRIGHT OR OTHER INTELLECTUAL PROPERTY RIGHT.**

**UNLESS EXPRESSLY APPROVED IN WRITING BY AN AUTHORIZED ST REPRESENTATIVE, ST PRODUCTS ARE NOT RECOMMENDED, AUTHORIZED OR WARRANTED FOR USE IN MILITARY, AIR CRAFT, SPACE, LIFE SAVING, OR LIFE SUSTAINING APPLICATIONS, NOR IN PRODUCTS OR SYSTEMS WHERE FAILURE OR MALFUNCTION MAY RESULT IN PERSONAL INJURY, DEATH, OR SEVERE PROPERTY OR ENVIRONMENTAL DAMAGE. ST PRODUCTS WHICH ARE NOT SPECIFIED AS "AUTOMOTIVE GRADE" MAY ONLY BE USED IN AUTOMOTIVE APPLICATIONS AT USER'S OWN RISK.**

Resale of ST products with provisions different from the statements and/or technical features set forth in this document shall immediately void any warranty granted by ST for the ST product or service described herein and shall not create or extend in any manner whatsoever, any liability of ST.

ST and the ST logo are trademarks or registered trademarks of ST in various countries.

Information in this document supersedes and replaces all information previously supplied.

The ST logo is a registered trademark of STMicroelectronics. All other names are the property of their respective owners.

© 2006 STMicroelectronics - All rights reserved

STMicroelectronics group of companies

Australia - Belgium - Brazil - Canada - China - Czech Republic - Finland - France - Germany - Hong Kong - India - Israel - Italy - Japan - Malaysia - Malta - Morocco - Singapore - Spain - Sweden - Switzerland - United Kingdom - United States of America

[www.st.com](http://www.st.com)