



GS-RXXX12

DC/DC STEP DOWN POWER SUPPLY

PRELIMINARY DATA

FEATURES

- MODULE DC/DC STEP DOWN SINGLE OUTPUT
- WIDE RANGE INPUT VOLTAGE $100 \div 370 V_{dc}$
- OUTPUT POWER 1.8W, 4.5W OR 12W MAX
- OUTPUT VOLTAGE PRECISION 5% FOR 4.5W AND 12W
- OUTPUT VOLTAGE PRECISION 10% FOR 1.8W
- OUTPUT SHORT CIRCUIT PROTECTION

DESCRIPTION

The DC/DC module is a high efficiency DC/DC not insulated switch mode constant voltage generator.


Designed for industrial application where low voltages are required from main.

Step down converter performs a max 1.8W, 4.5 W and 12W power conversion.

The output voltages and current level are set up by design in accordance with customer requirements.

Typical reference values for the shelf solution are:

- single output -12V, $\pm 10\%$, 0.15A for 1.8W;
- single output -12V, $\pm 5\%$, 0.35A for 4.5W;
- single output -12V, $\pm 5\%$, 1A for 12W.



Power Module VIP 4.5W



Power Module SM 12W



Power Module VIP 1.8W

Figure 1. Application Diagram for 1.8W and 4.5W

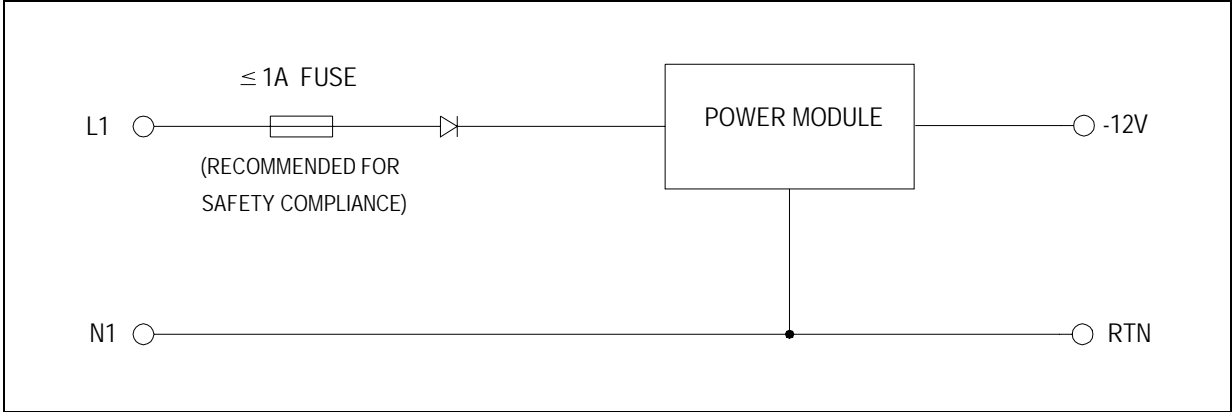


Figure 2. Application Diagram for 12W

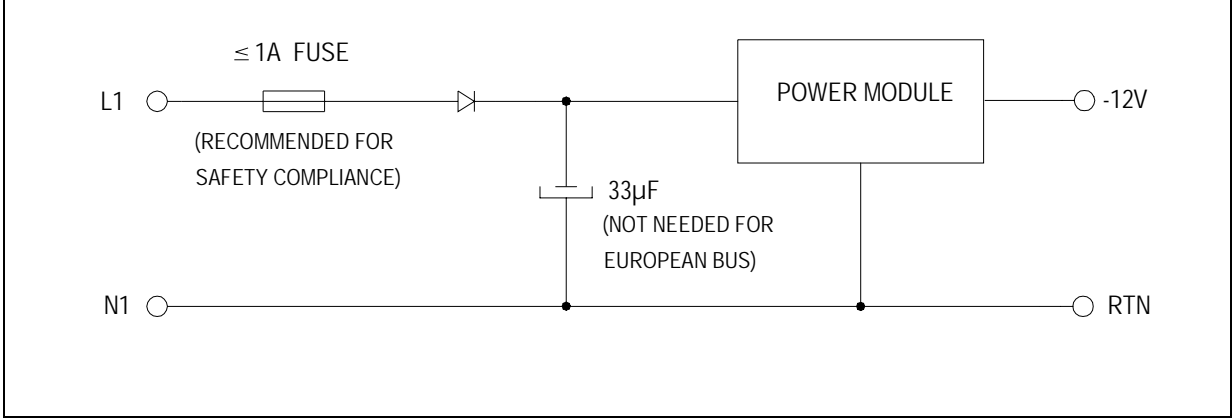


Table 1. Electrical Characteristics ($T_{amb}=25^{\circ}\text{C}$, unless otherwise specified.)

Symbol	Parameter	Test Condition	Min.	Typ.	Max.	Unit
V_i	Input Voltage	Output Power 1.8W, 4.5W and 12W	100		370	V_{dc}
V_{o1}	Output Voltage	$V_i = 100$ to $370 V_{dc}$ for 4.5W and 12W	-12.6	-12	-11.4	V
V_{o2}	Output Voltage	$V_i = 100$ to $370 V_{dc}$ for 1.8W	-10.8	-12	-13.2	V
I_{o1}	Output Current	$V_i = 100$ to $370 V_{dc}$ for 1.8W	0.15			A
I_{o2}	Output Current	$V_i = 100$ to $370 V_{dc}$ for 4.5W	0.35			A
I_{o3}	Output Current	$V_i = 100$ to $370 V_{dc}$ for 12W	1			A
V_{or}	Output Ripple	$V_i = 100$ to $370 V_{dc}$			5%	mVpp
I_{osc}	Output short circuit current	$V_i = 100$ to $370 V_{dc}$	Hiccup Mode			A
n	Efficiency	$V_i = 100$ to $370 V_{dc}$ $I_o=0.15$ A for 1.8W	70			%
n	Efficiency	$V_i = 100$ to $370 V_{dc}$ $I_o=0.35$ A for 4.5W	80			%
n	Efficiency	$V_i = 100$ to $370 V_{dc}$ $I_o=1$ A for 12W	83			%
$P_{stand\ by}$	Power losses in no load condition	$V_i = 320 V_{dc}$ $I_o = 0$ mA			0.3	W
I_{ir}	Inrush input current	$V_i = 320 V_{dc}$		30		A
T_{op}	Operating Ambient Temperature		0		70	$^{\circ}\text{C}$
T_{stg}	Storage Temperature Range		-20		85	$^{\circ}\text{C}$

AGENCY APPROVALS

The safety and EMI compliance has to be assured by the user.

Figure 3. Mechanical Data for 1.8W (dimensions in mm)

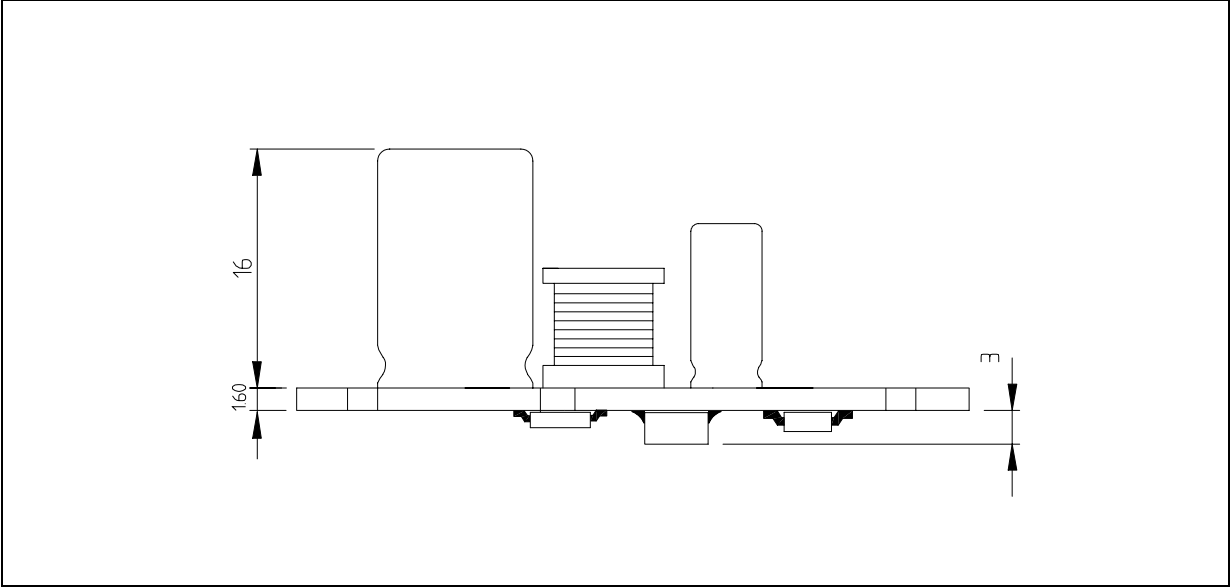


Figure 4. Mechanical Data for 4.5W (dimensions in mm)

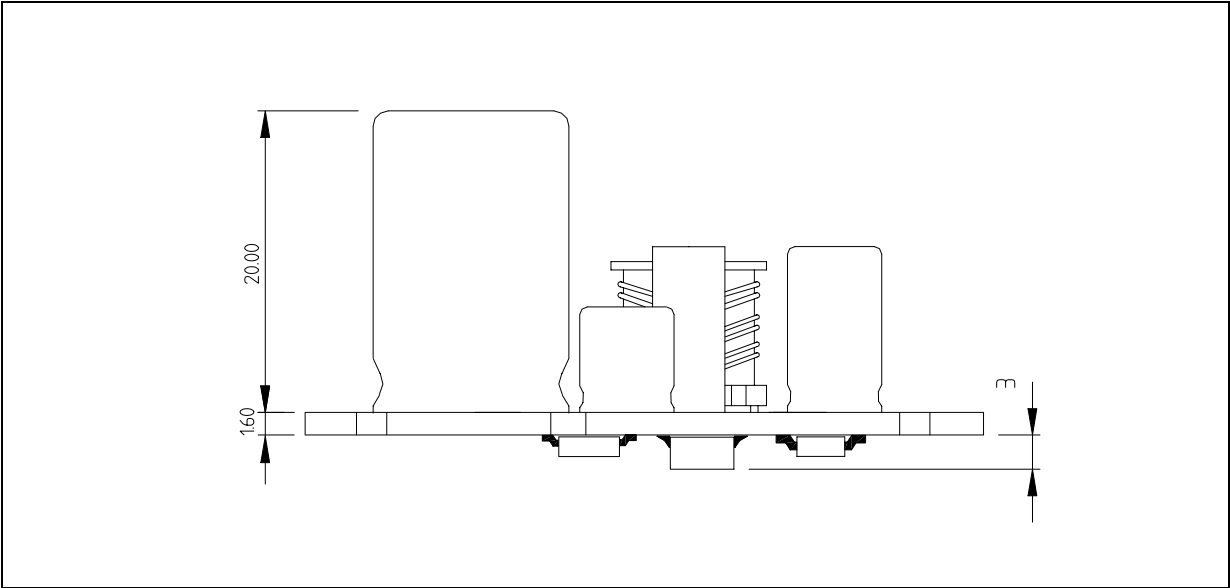


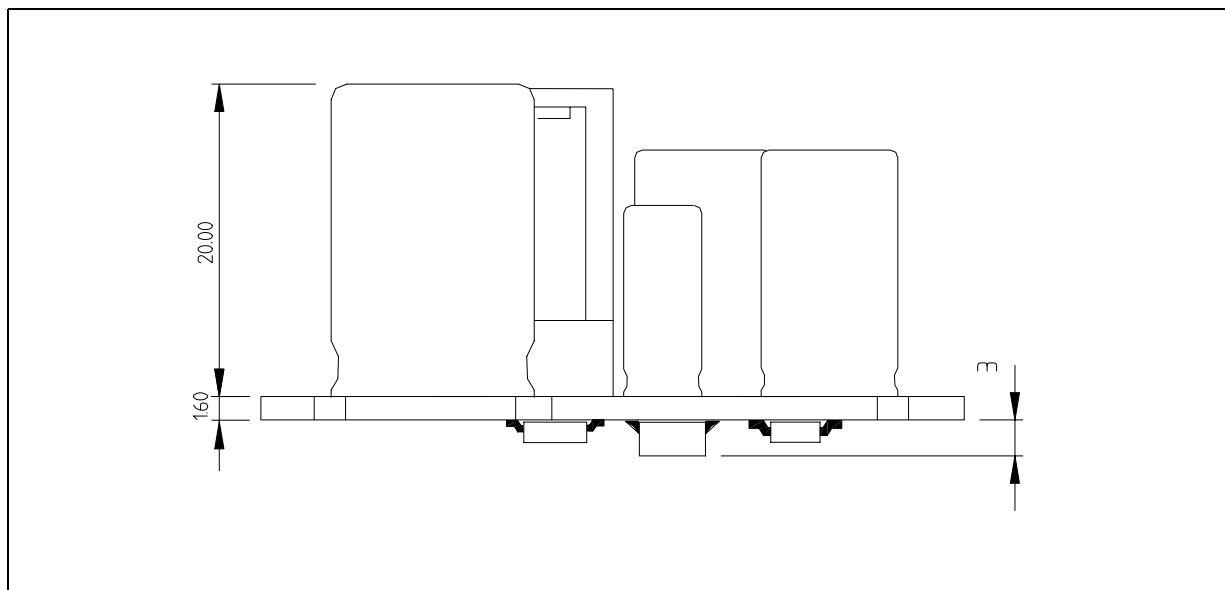
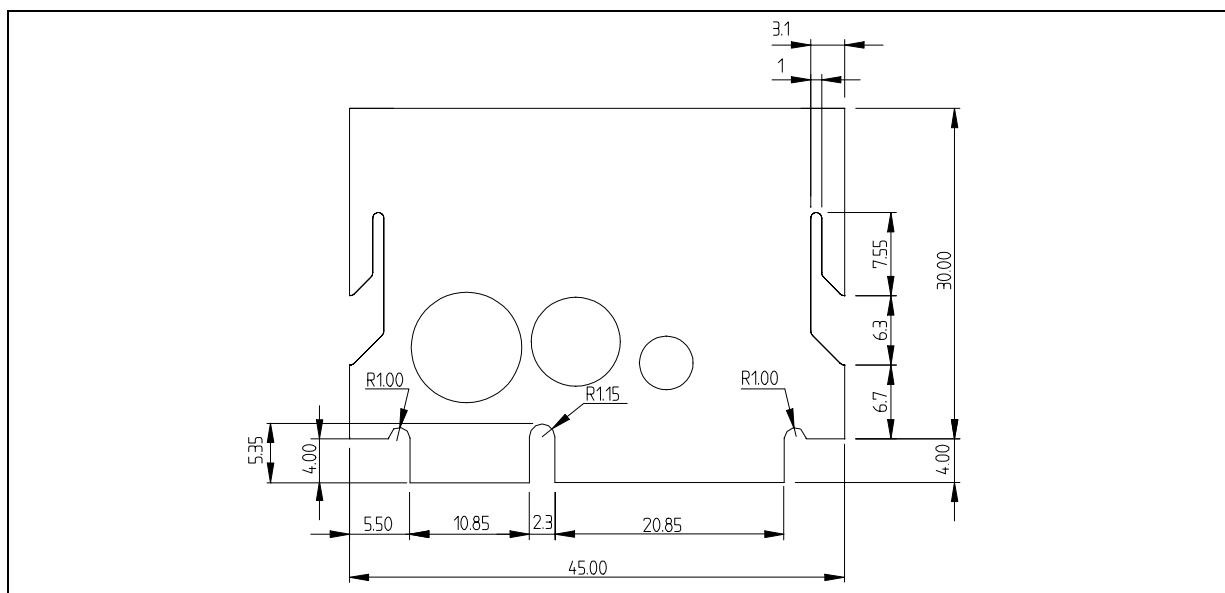
Figure 5. Mechanical Data for 12W (dimensions in mm)**Figure 6. Mechanical Data for 1.8W (dimensions in mm)**

Figure 7. Mechanical Data for 4.5W (dimensions in mm)

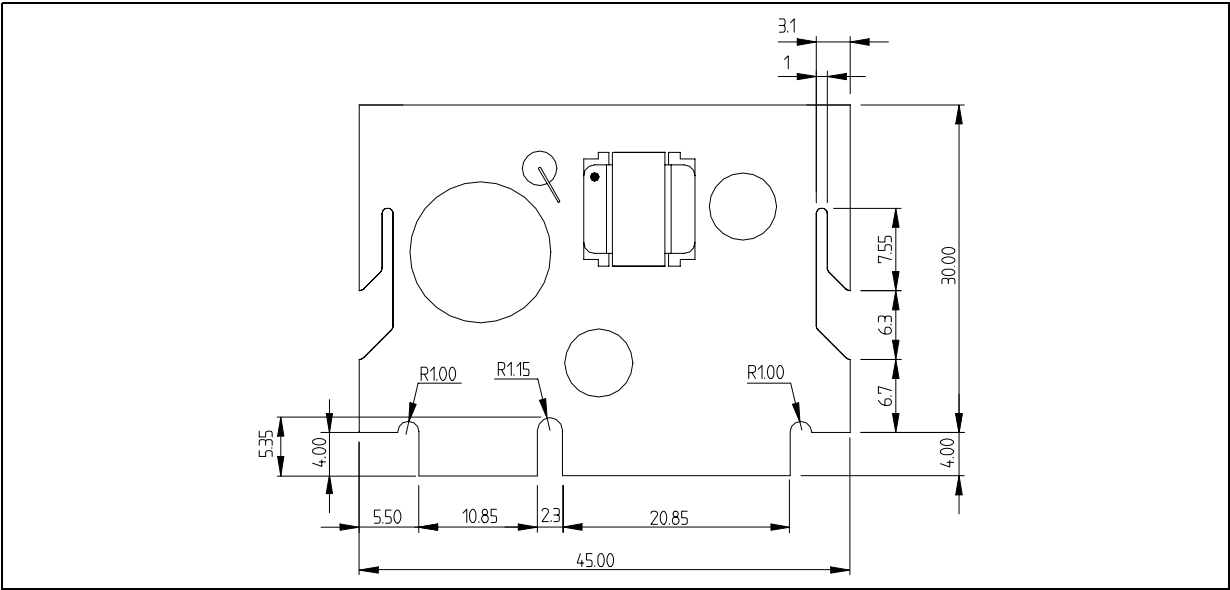


Figure 8. Mechanical Data for 12W (dimensions in mm)

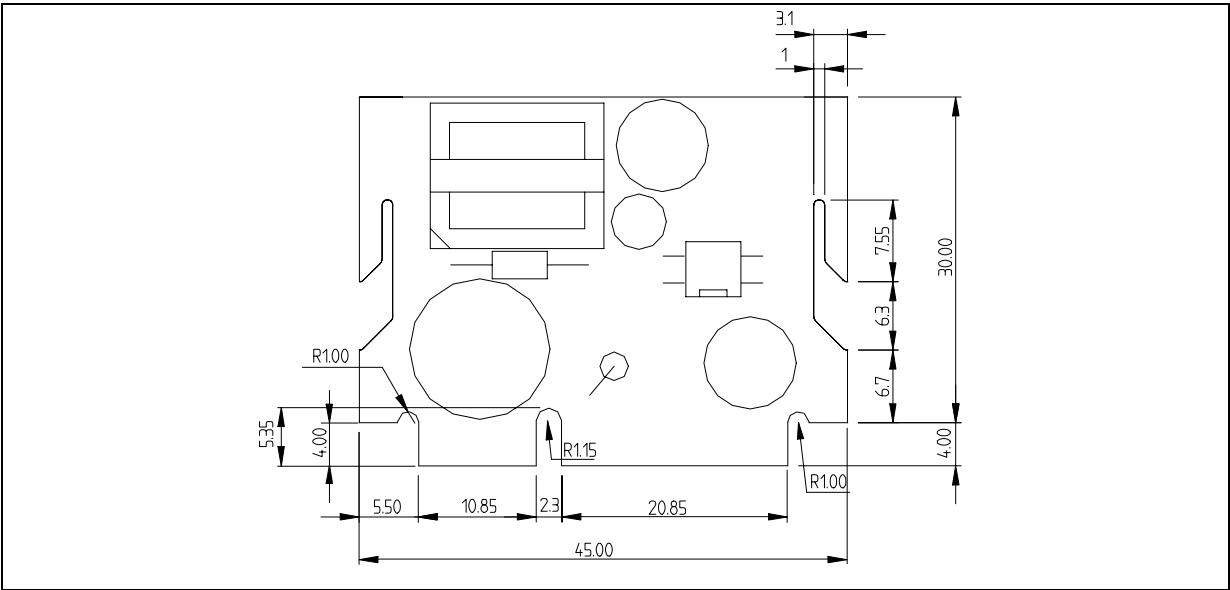
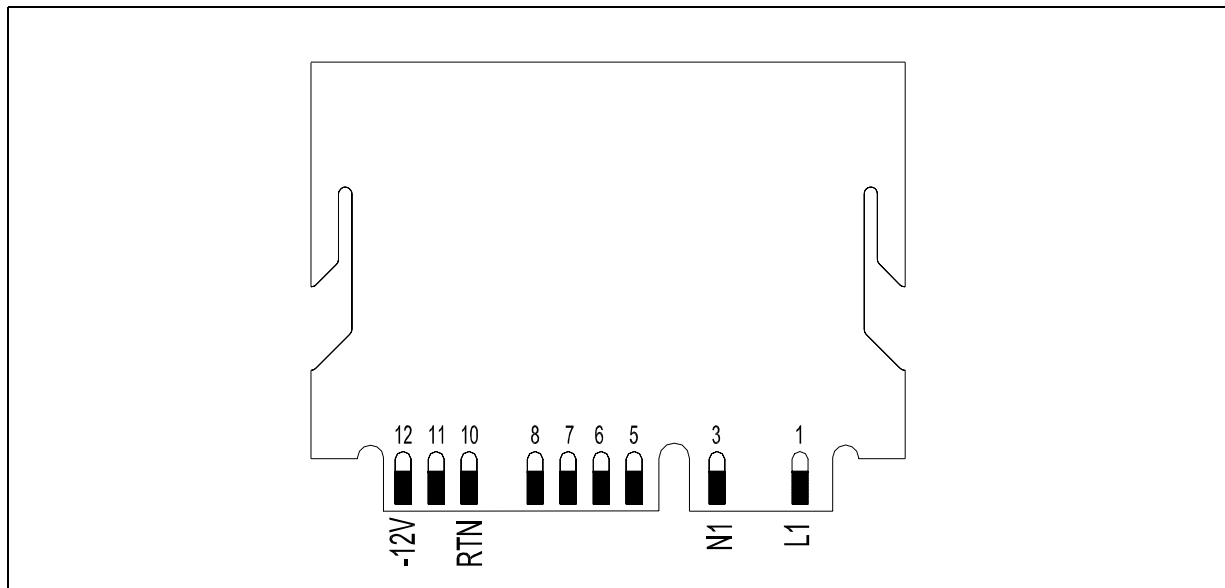


Figure 9. Mechanical Data (dimensions in mm)**Figure 10. Ordering Information Scheme**

GS - R <u>x . x x</u> 1 2 <u>y y y</u>	
Output Current	
0.15	
0.35	
1.00	
Output Voltage	
VIP	
VIP	
SM	

Table 2. Revision History

Date	Revision	Description of Changes
14-Dec.-2004	1	First Release

Information furnished is believed to be accurate and reliable. However, STMicroelectronics assumes no responsibility for the consequences of use of such information nor for any infringement of patents or other rights of third parties which may result from its use. No license is granted by implication or otherwise under any patent or patent rights of STMicroelectronics. Specifications mentioned in this publication are subject to change without notice. This publication supersedes and replaces all information previously supplied. STMicroelectronics products are not authorized for use as critical components in life support devices or systems without express written approval of STMicroelectronics.

The ST logo is a registered trademark of STMicroelectronics.
All other names are the property of their respective owners

© 2004 STMicroelectronics - All Rights Reserved

STMicroelectronics GROUP OF COMPANIES

Australia - Belgium - Brazil - Canada - China - Czech Republic - Finland - France - Germany - Hong Kong - India - Israel - Italy - Japan -
Malaysia - Malta - Morocco - Singapore - Spain - Sweden - Switzerland - United Kingdom - United States of America

<http://www.st.com>