



STV9379FA

VERTICAL DEFLECTION BOOSTER

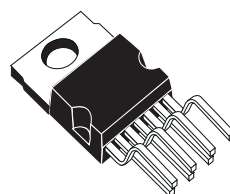
- POWER AMPLIFIER
- THERMAL PROTECTION
- OUTPUT CURRENT UP TO 2.6A_{PP}
- FLYBACK VOLTAGE UP TO 90V (on Pin 5)
- SUITABLE FOR DC COUPLING APPLICATION
- EXTERNAL FLYBACK SUPPLY

DESCRIPTION

Designed for monitors and high performance TVs, the STV9379FA vertical deflection booster can handle flyback voltage up to 90V. Further to this, it is possible to have a flyback voltage which is more than the double of the supply (Pin 2). This allows to decrease the power consumption, or to decrease the flyback time for a given supply voltage.

The STV9379FA operates with supplies up to 42V and provides up to 2.6A_{PP} output current to drive the yoke.

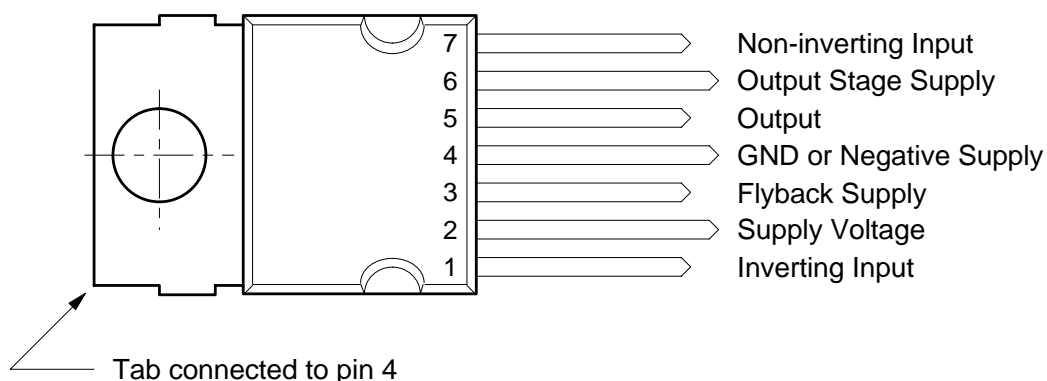
The STV9379FA is offered in HEPTAWATT package.



HEPTAWATT
(Plastic Package)

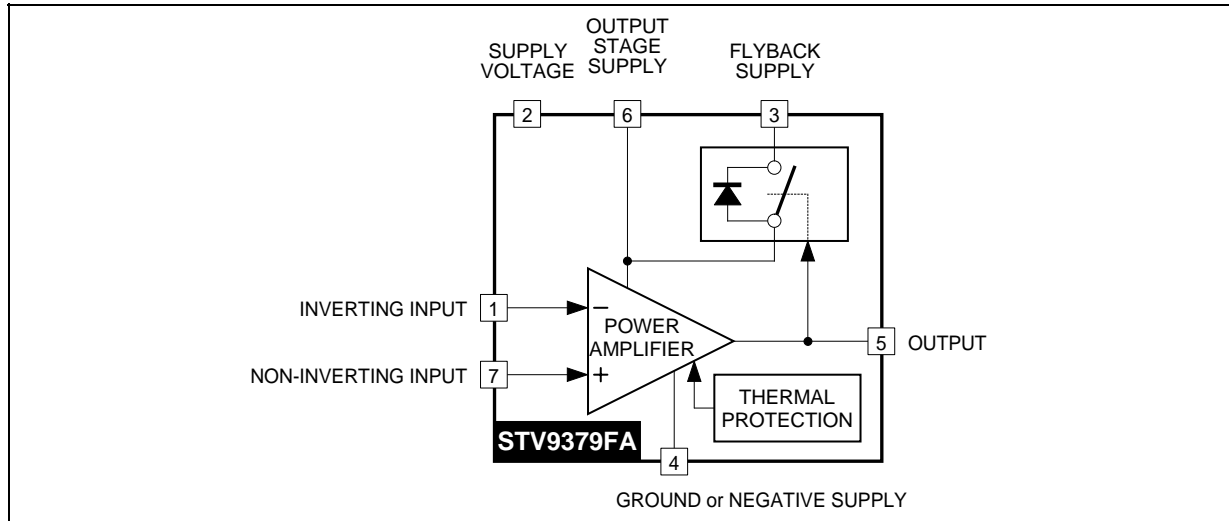
ORDER CODE : STV9379FA

PIN CONNECTIONS



9379FA01.EPS

BLOCK DIAGRAM



ABSOLUTE MAXIMUM RATINGS

Symbol	Parameter	Value	Unit
V_S	Supply Voltage (Pin 2) (see note 1)	50	V
V_6	Flyback Peak Voltage (Pin 6) (see note 1)	100	V
V_1, V_7	Amplifier Input Voltage (Pins 1-7) (see note 1)	- 0.3, + V_S	V
I_O	Maximum Output Peak Current (see notes 2 and 3)	1.8	A
I_3	Maximum Sink Current ($t < 1\text{ms}$)	1.8	A
I_3	Maximum Source Current ($t < 1\text{ms}$) (in the diode, see Block Diagram) (see note 2)	1.8	A
V_{ESD}	ESD susceptibility : EIAJ Norm (200pF discharged through 0Ω)	300	V
$V_3 - V_2$	Voltage Difference between Flyback Supply and Supply Voltage	50	V
T_{oper}	Operating Ambient Temperature	- 20, + 75	°C
T_{stg}	Storage Temperature	- 40, + 150	°C
T_j	Junction Temperature	+150	°C

- Notes :**
1. Versus Pin 4.
 2. The output current can reach 5A peak for $t \leq 10\mu\text{s}$ (up to 120Hz).
 3. Provided SOAR is respected (see Figures 1 and 2).

THERMAL DATA

Symbol	Parameter	Value	Unit
$R_{th(j-c)}$	Junction-case Thermal Resistance Max.	3	°C/W
T_t	Temperature for Thermal Shutdown	150	°C
ΔT_t	Hysteresis on T_t	10	°C
T_{jr}	Recommended Max. Junction Temperature	120	°C

ELECTRICAL CHARACTERISTICS

($V_S = 42V$, $T_A = 25^{\circ}C$, unless otherwise specified)

0379FA03 TRI

APPLICATION CIRCUITS

AC COUPLING



APPLICATION CIRCUITS (continued)
DC COUPLING

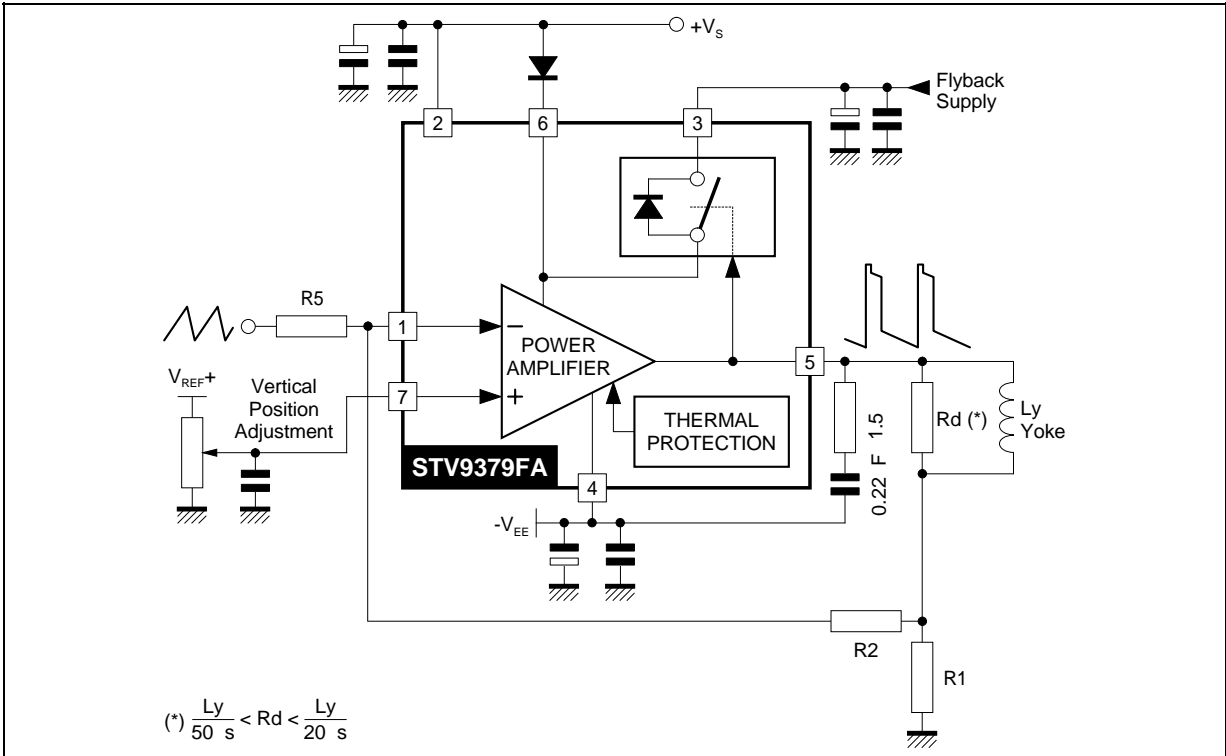


Figure 1 : Output Transistors SOA
(for secondary breakdown)

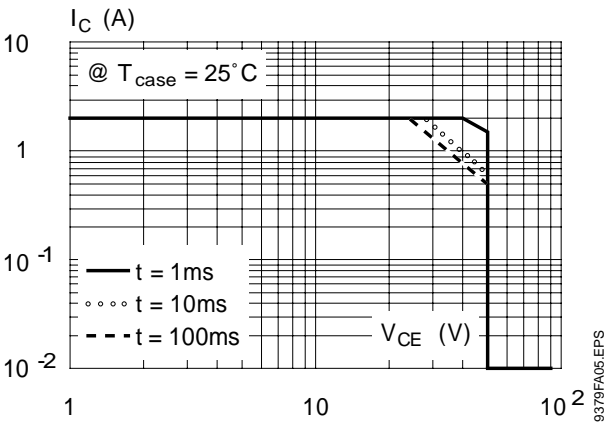
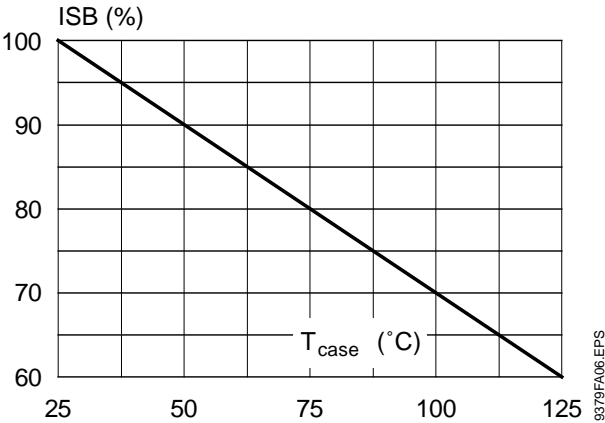
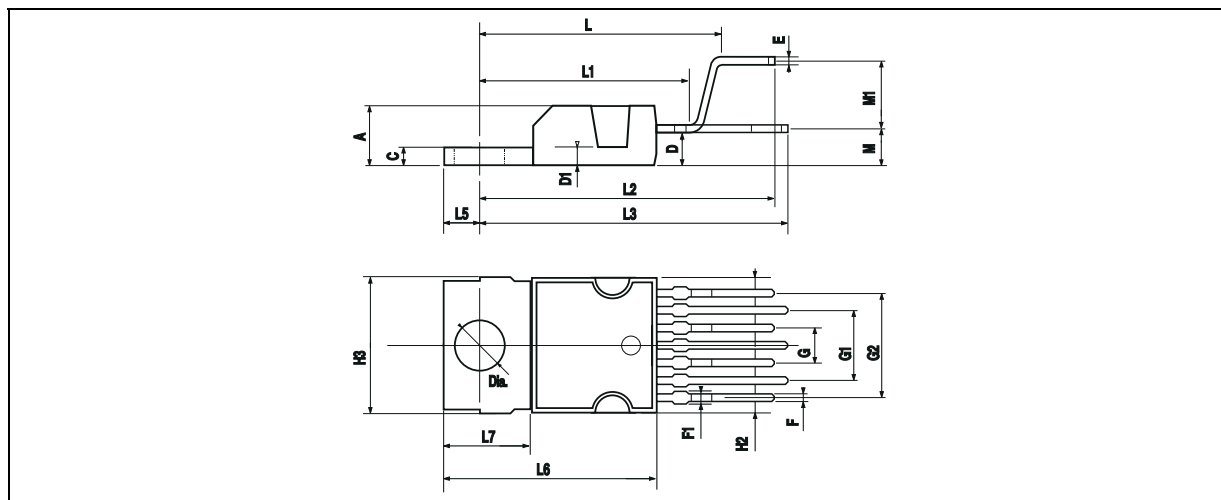


Figure 2 : Secondary Breakdown Temperature
Derating Curve
(ISB = secondary breakdown current)



PACKAGE MECHANICAL DATA : 7 PINS - PLASTIC HEPTAWATT



PM-HEPTV.EPS

Dimensions	Millimeters			Inches		
	Min.	Typ.	Max.	Min.	Typ.	Max.
A			4.8			0.189
C			1.37			0.054
D	2.4		2.8	0.094		0.110
D1	1.2		1.35	0.047		0.053
E	0.35		0.55	0.014		0.022
F	0.6		0.8	0.024		0.031
F1			0.9			0.035
G	2.41	2.54	2.67	0.095	0.100	0.105
G1	4.91	5.08	5.21	0.193	0.200	0.205
G2	7.49	7.62	7.8	0.295	0.300	0.307
H2			10.4			0.409
H3	10.05		10.4	0.396		0.409
L		16.97			0.668	
L1		14.92			0.587	
L2		21.54			0.848	
L3		22.62			0.891	
L5	2.6		3	0.102		0.118
L6	15.1		15.8	0.594		0.622
L7	6		6.6	0.236		0.260
M		2.8			0.110	
M1		5.08			0.200	
Dia.	3.65		3.85	0.144		0.152

HEPTV.TBL

Information furnished is believed to be accurate and reliable. However, STMicroelectronics assumes no responsibility for the consequences of use of such information nor for any infringement of patents or other rights of third parties which may result from its use. No licence is granted by implication or otherwise under any patent or patent rights of STMicroelectronics. Specifications mentioned in this publication are subject to change without notice. This publication supersedes and replaces all information previously supplied. STMicroelectronics products are not authorized for use as critical components in life support devices or systems without express written approval of STMicroelectronics.

The ST logo is a trademark of STMicroelectronics

© 1998 STMicroelectronics - All Rights Reserved

Purchase of I²C Components of STMicroelectronics, conveys a license under the Philips I²C Patent. Rights to use these components in a I²C system, is granted provided that the system conforms to the I²C Standard Specifications as defined by Philips.

STMicroelectronics GROUP OF COMPANIES

Australia - Brazil - Canada - China - France - Germany - Italy - Japan - Korea - Malaysia - Malta - Morocco - The Netherlands
Singapore - Spain - Sweden - Switzerland - Taiwan - Thailand - United Kingdom - U.S.A.