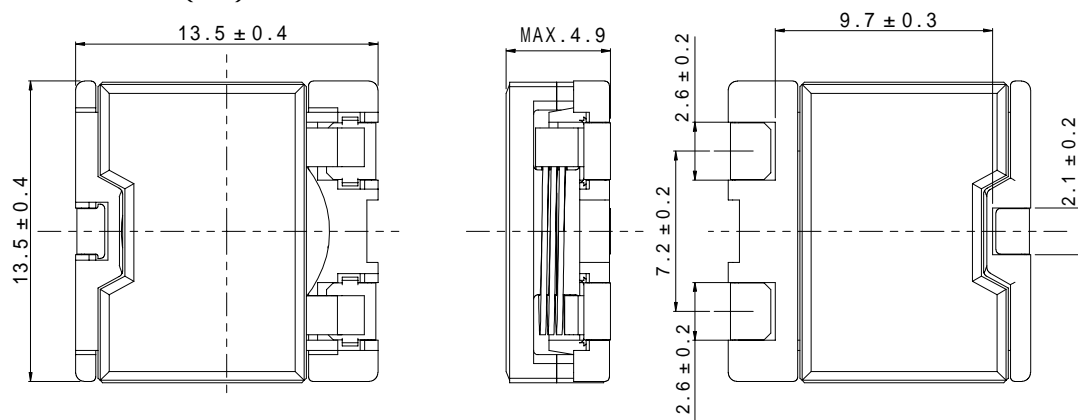


SPECIFICATION

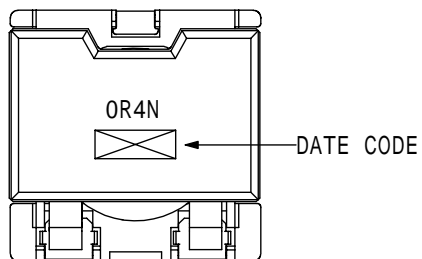
TYPE
CDEP134C

1. APPEARANCE

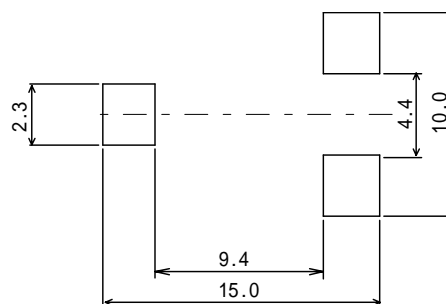
1-1. DIMENSIONS (mm)



1-2. STAMP (E.G.)

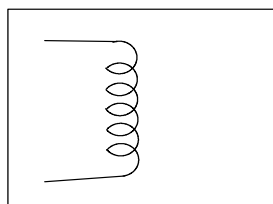


1-3. DIMENSION RECOMMENDED (mm)



2. COIL SPECIFICATION

2-1. CONNECTION (BOTTOM VIEW)



RoHS

compliance

Cd: Max. 0.01wt%

others: Max. 0.1wt%

SPECIFICATION

TYPE
CDEP134C

SPECIFICATION

TYPE
CDEP134C

2-2.ELECTRICAL CHARACTERISTICS- STANDARD TYPE (IN THE CASE OF REEL)

2-2. ELECTRICAL CHARACTERISTICS- STANDARD TYPE (IN THE CASE OF REEL)

NO.	PART NO.	STAMP	INDUCTANCE [WITHIN] 1	D.C.R. (m) [MAX.] 2 (at 20)	THE SATURATION CURRENT (A) 3		TEMPERATURE RISE (A) 4 T=40	SUMIDA CODE
					(at 20)	(at100)		
01	CDEP134CNP-ØR4NC-1ØØ	0R4N	0.4 $\mu H \pm 30\%$	1.9(1.6)	32.0	27.0	18.5	-0001
02	CDEP134CNP-ØR9MC-1ØØ	0R9M	0.9 $\mu H \pm 20\%$	2.5(2.1)	21.6	18.4	17.0	-0002
03	CDEP134CNP-1R6MC-1ØØ	1R6M	1.6 $\mu H \pm 20\%$	3.7(3.1)	16.0	13.8	15.0	-0003
04	CDEP134CNP-2R5MC-1ØØ	2R5M	2.5 $\mu H \pm 20\%$	6.6(5.5)	12.8	11.0	10.5	-0004
05	CDEP134CNP-3R6MC-1ØØ	3R6M	3.6 $\mu H \pm 20\%$	10.8(9.0)	10.9	9.1	8.0	-0005
06	CDEP134CNP-4R8MC-1ØØ	4R8M	4.8 $\mu H \pm 20\%$	12.0(10.0)	9.3	8.0	7.5	-0006
07	CDEP134CNP-6R4MC-1ØØ	6R4M	6.4 $\mu H \pm 20\%$	16.3(13.6)	8.0	6.8	7.0	-0007
08	CDEP134CNP-8RØMC-1ØØ	8RØM	8.0 $\mu H \pm 20\%$	18.4(15.3)	7.2	6.1	6.5	-0008

ELECTRICAL CHARACTERISTICS- STANDARD TYPE (IN THE CASE OF BOX)

NO.	PART NO.	STAMP	INDUCTANCE [WITHIN] 1	D.C.R. (m) [MAX.] 2 (at 20)	THE SATURATION CURRENT (A) 3		TEMPERATURE RISE (A) 4 T=40	SUMIDA CODE
					(at 20)	(at100)		
09	CDEP134CNP-ØR4NB-1ØØ	0R4N	0.4 $\mu H \pm 30\%$	1.9(1.6)	32.0	27.0	18.5	-0009
10	CDEP134CNP-ØR9MB-1ØØ	0R9M	0.9 $\mu H \pm 20\%$	2.5(2.1)	21.6	18.4	17.0	-0010
11	CDEP134CNP-1R6MB-1ØØ	1R6M	1.6 $\mu H \pm 20\%$	3.7(3.1)	16.0	13.8	15.0	-0011
12	CDEP134CNP-2R5MB-1ØØ	2R5M	2.5 $\mu H \pm 20\%$	6.6(5.5)	12.8	11.0	10.5	-0012
13	CDEP134CNP-3R6MB-1ØØ	3R6M	3.6 $\mu H \pm 20\%$	10.8(9.0)	10.9	9.1	8.0	-0013
14	CDEP134CNP-4R8MB-1ØØ	4R8M	4.8 $\mu H \pm 20\%$	12.0(10.0)	9.3	8.0	7.5	-0014
15	CDEP134CNP-6R4MB-1ØØ	6R4M	6.4 $\mu H \pm 20\%$	16.3(13.6)	8.0	6.8	7.0	-0015
16	CDEP134CNP-8RØMB-1ØØ	8RØM	8.0 $\mu H \pm 20\%$	18.4(15.3)	7.2	6.1	6.5	-0016

ELECTRICAL CHARACTERISTICS-HIGH POWER TYPE (IN THE CASE OF REEL)

NO.	PART NO.	STAMP	INDUCTANCE [WITHIN] 1	D.C.R. (m) [MAX.] 2 (at 20)	THE SATURATION CURRENT (A) 3		TEMPERATURE RISE (A) 4 T=40	SUMIDA CODE
					(at 20)	(at100)		
17	CDEP134CNP-ØR3NC-75	ØR3NH	0.3 μ H \pm 30%	1.9(1.6)	35.0	32.0	18.5	-0017
18	CDEP134CNP-ØR6NC-75	ØR6NH	0.66 μ H \pm 30%	2.5(2.1)	29.6	24.0	17.0	-0018
19	CDEP134CNP-1R2MC-75	1R2MH	1.2 μ H \pm 20%	3.7(3.1)	21.0	17.6	15.0	-0019
20	CDEP134CNP-1R8MC-75	1R8MH	1.8 μ H \pm 20%	6.6(5.5)	17.6	14.4	10.5	-0020
21	CDEP134CNP-2R7MC-75	2R7MH	2.7 μ H \pm 20%	10.8(9.0)	14.7	12.0	8.0	-0021
22	CDEP134CNP-3R6MC-75	3R6MH	3.6 μ H \pm 20%	12.0(10.0)	12.5	10.2	7.5	-0022
23	CDEP134CNP-4R8MC-75	4R8MH	4.8 μ H \pm 20%	16.3(13.6)	11.0	9.0	7.0	-0023
24	CDEP134CNP-6RØMC-75	6RØMH	6.0 μ H \pm 20%	18.4(15.3)	9.6	8.0	6.5	-0024

ELECTRICAL CHARACTERISTICS-HIGH POWER TYPE (IN THE CASE OF BOX)

NO.	PART NO.	STAMP	INDUCTANCE [WITHIN] 1	D.C.R. (m) [MAX.] 2 (at 20)	THE SATURATION CURRENT (A) 3		TEMPERATURE RISE (A) 4 T=40	SUMIDA CODE
					(at 20)	(at100)		
25	CDEP134CNP-ØR3NB-75	ØR3NH	0.3 μ H \pm 30%	1.9(1.6)	35.0	32.0	18.5	-0025
26	CDEP134CNP-ØR6NB-75	ØR6NH	0.66 μ H \pm 30%	2.5(2.1)	29.6	24.0	17.0	-0026
27	CDEP134CNP-1R2MB-75	1R2MH	1.2 μ H \pm 20%	3.7(3.1)	21.0	17.6	15.0	-0027
28	CDEP134CNP-1R8MB-75	1R8MH	1.8 μ H \pm 20%	6.6(5.5)	17.6	14.4	10.5	-0028
29	CDEP134CNP-2R7MB-75	2R7MH	2.7 μ H \pm 20%	10.8(9.0)	14.7	12.0	8.0	-0029
30	CDEP134CNP-3R6MB-75	3R6MH	3.6 μ H \pm 20%	12.0(10.0)	12.5	10.2	7.5	-0030
31	CDEP134CNP-4R8MB-75	4R8MH	4.8 μ H \pm 20%	16.3(13.6)	11.0	9.0	7.0	-0031
32	CDEP134CNP-6RØMB-75	6RØMH	6.0 μ H \pm 20%	18.4(15.3)	9.6	8.0	6.5	-0032

1 MEASURING FREQUENCY INDUCTANCE at 100kHz, 1V

2 () TYPICAL VALUE.

3 THE SATURATION CURRENT: THIS INDICATES THE VALUE OF D.C. CURRENT WHEN THE INDUCTANCE CREASES DECREASES TO 65% (WHILE THE TOLERANCE IS \pm 30%) OR 75% (WHILE THE TOLERANCE IS \pm 20%) OF IT'S NOMINAL4 THE TEMPERATURE RISE: THE VALUE OF D.C.CURRENT WHEN THE TEMPERATURE RISE IS $t = 40$ ($T_a = 20$).

3.STORAGE TEMPERATURE RANGE : - 40 ~ + 125

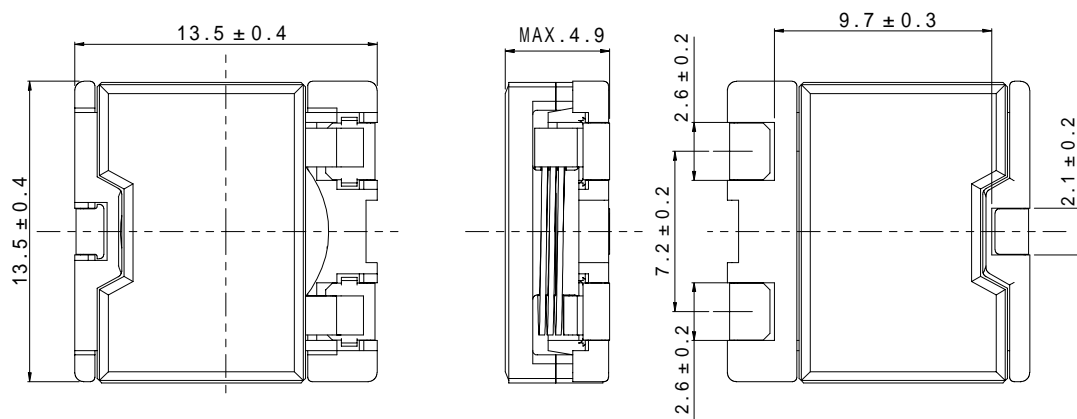
OPERATING TEMPERATURE RANGE: - 40 ~ + 125 (INCLUDING SELF TEMPERATURE RISE)

仕 様 書

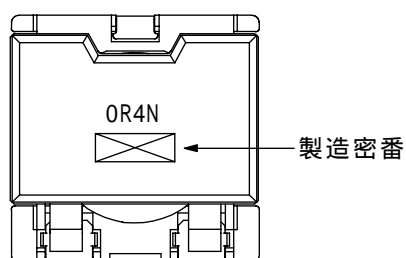
形 名
CDEP134C

1. 外形

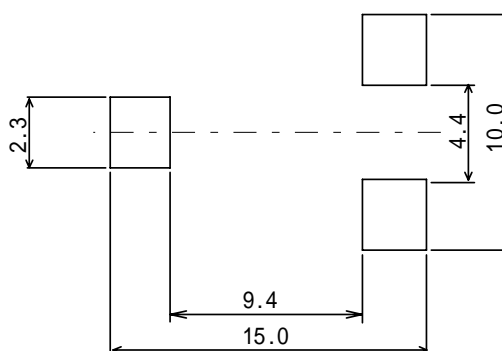
1-1. 寸法図(mm)



1-2. 捺印表示例

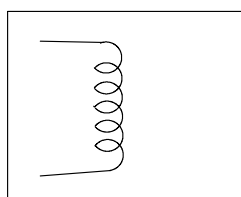


1-3. 推奨ランド図(mm)



2. コイル仕様

2-1. 端子接続図(裏面図)



RoHS

compliance

Cd: Max. 0.01wt%

others: Max. 0.1wt%

仕 様 書

形 名
CDEP134C

2-2. 電気的特性

電気的特性- STANDARD TYPE (リール梱包の場合)

NO.	品 名	表示	インダクタンス [以内] 1	D.C.R. (m) [以下] 2 (at 20)	直流重畳飽和電流 (A) 3		温度上昇 電流 (A) 4 T=40	スミダ コ - ド
					(at 20)	(at 100)		
01	CDEP134CNP-ØR4NC-1ØØ	0R4N	0.4 μ H \pm 30%	1.9(1.6)	32.0	27.0	18.5	-0001
02	CDEP134CNP-ØR9MC-1ØØ	0R9M	0.9 μ H \pm 20%	2.5(2.1)	21.6	18.4	17.0	-0002
03	CDEP134CNP-1R6MC-1ØØ	1R6M	1.6 μ H \pm 20%	3.7(3.1)	16.0	13.8	15.0	-0003
04	CDEP134CNP-2R5MC-1ØØ	2R5M	2.5 μ H \pm 20%	6.6(5.5)	12.8	11.0	10.5	-0004
05	CDEP134CNP-3R6MC-1ØØ	3R6M	3.6 μ H \pm 20%	10.8(9.0)	10.9	9.1	8.0	-0005
06	CDEP134CNP-4R8MC-1ØØ	4R8M	4.8 μ H \pm 20%	12.0(10.0)	9.3	8.0	7.5	-0006
△ 07	CDEP134CNP-6R4MC-1ØØ	6R4M	6.4 μ H \pm 20%	16.3(13.6)	8.0	6.8	7.0	-0007
08	CDEP134CNP-8RØMC-1ØØ	8RØM	8.0 μ H \pm 20%	18.4(15.3)	7.2	6.1	6.5	-0008

電気的特性- STANDARD TYPE (箱梱包の場合)

NO.	品 名	表示	インダクタンス [以内] 1	D.C.R. (m) [以下] 2 (at 20)	直流重畳飽和電流 (A) 3		温度上昇 電流 (A) 4 T=40	スミダ コ - ド
					(at 20)	(at 100)		
09	CDEP134CNP-ØR4NB-1ØØ	0R4N	0.4 μ H \pm 30%	1.9(1.6)	32.0	27.0	18.5	-0009
10	CDEP134CNP-ØR9MB-1ØØ	0R9M	0.9 μ H \pm 20%	2.5(2.1)	21.6	18.4	17.0	-0010
11	CDEP134CNP-1R6MB-1ØØ	1R6M	1.6 μ H \pm 20%	3.7(3.1)	16.0	13.8	15.0	-0011
12	CDEP134CNP-2R5MB-1ØØ	2R5M	2.5 μ H \pm 20%	6.6(5.5)	12.8	11.0	10.5	-0012
13	CDEP134CNP-3R6MB-1ØØ	3R6M	3.6 μ H \pm 20%	10.8(9.0)	10.9	9.1	8.0	-0013
14	CDEP134CNP-4R8MB-1ØØ	4R8M	4.8 μ H \pm 20%	12.0(10.0)	9.3	8.0	7.5	-0014
△ 15	CDEP134CNP-6R4MB-1ØØ	6R4M	6.4 μ H \pm 20%	16.3(13.6)	8.0	6.8	7.0	-0015
16	CDEP134CNP-8RØMB-1ØØ	8RØM	8.0 μ H \pm 20%	18.4(15.3)	7.2	6.1	6.5	-0016

仕 様 書

形 名
C D E P 1 3 4 C

電気的特性-HIGH POWER TYPE (リール梱包の場合)

NO.	品 名	表示	インダクタンス [WITHIN] 1	D.C.R. (m) [以下] 2 (at 20)	直流重畳飽和電流 (A) 3		温度上昇 電流 (A) 4 T=40	スミダ コ - ド
					(at 20)	(at 100)		
17	CDEP134CNP-ØR3NC-75	ØR3NH	0.3 $\mu H \pm 30\%$	1.9(1.6)	35.0	32.0	18.5	-0017
18	CDEP134CNP-ØR6NC-75	ØR6NH	0.66 $\mu H \pm 30\%$	2.5(2.1)	29.6	24.0	17.0	-0018
19	CDEP134CNP-1R2MC-75	1R2MH	1.2 $\mu H \pm 20\%$	3.7(3.1)	21.0	17.6	15.0	-0019
20	CDEP134CNP-1R8MC-75	1R8MH	1.8 $\mu H \pm 20\%$	6.6(5.5)	17.6	14.4	10.5	-0020
21	CDEP134CNP-2R7MC-75	2R7MH	2.7 $\mu H \pm 20\%$	10.8(9.0)	14.7	12.0	8.0	-0021
22	CDEP134CNP-3R6MC-75	3R6MH	3.6 $\mu H \pm 20\%$	12.0(10.0)	12.5	10.2	7.5	-0022
23	CDEP134CNP-4R8MC-75	4R8MH	4.8 $\mu H \pm 20\%$	16.3(13.6)	11.0	9.0	7.0	-0023
24	CDEP134CNP-6RØMC-75	6RØMH	6.0 $\mu H \pm 20\%$	18.4(15.3)	9.6	8.0	6.5	-0024

電気的特性-HIGH POWER TYPE (箱梱包の場合)

NO.	品 名	表示	インダクタンス [WITHIN] 1	D.C.R. (m) [以下] 2 (at 20)	直流重畳飽和電流 (A) 3		温度上昇 電流 (A) 4 T=40	スミダ コ - ド
					(at 20)	(at 100)		
25	CDEP134CNP-ØR3NB-75	ØR3NH	0.3 $\mu H \pm 30\%$	1.9(1.6)	35.0	32.0	18.5	-0025
26	CDEP134CNP-ØR6NB-75	ØR6NH	0.66 $\mu H \pm 30\%$	2.5(2.1)	29.6	24.0	17.0	-0026
27	CDEP134CNP-1R2MB-75	1R2MH	1.2 $\mu H \pm 20\%$	3.7(3.1)	21.0	17.6	15.0	-0027
28	CDEP134CNP-1R8MB-75	1R8MH	1.8 $\mu H \pm 20\%$	6.6(5.5)	17.6	14.4	10.5	-0028
29	CDEP134CNP-2R7MB-75	2R7MH	2.7 $\mu H \pm 20\%$	10.8(9.0)	14.7	12.0	8.0	-0029
30	CDEP134CNP-3R6MB-75	3R6MH	3.6 $\mu H \pm 20\%$	12.0(10.0)	12.5	10.2	7.5	-0030
31	CDEP134CNP-4R8MB-75	4R8MH	4.8 $\mu H \pm 20\%$	16.3(13.6)	11.0	9.0	7.0	-0031
32	CDEP134CNP-6RØMB-75	6RØMH	6.0 $\mu H \pm 20\%$	18.4(15.3)	9.6	8.0	6.5	-0032

1 測定周波数 インダクタンス at 100kHz、1V

2 ()は、標準値とする。

3 直流重畳飽和電流：直流重畳飽和電流を流した時、インダクタンスは公称インダクタンスの65%以上(1の公差が $\pm 30\%$ 時)、又は75%以上(1の公差が $\pm 20\%$ 時)を示す電流値。

4 温度上昇：通電時、コイルの温度上昇が T=40 になる電流の実力値。(Ta=20 を基準とする。)

3. 保存温度範囲 -40 ~ +125
使用温度範囲 -40 ~ +125 (コイルの発熱を含む。)