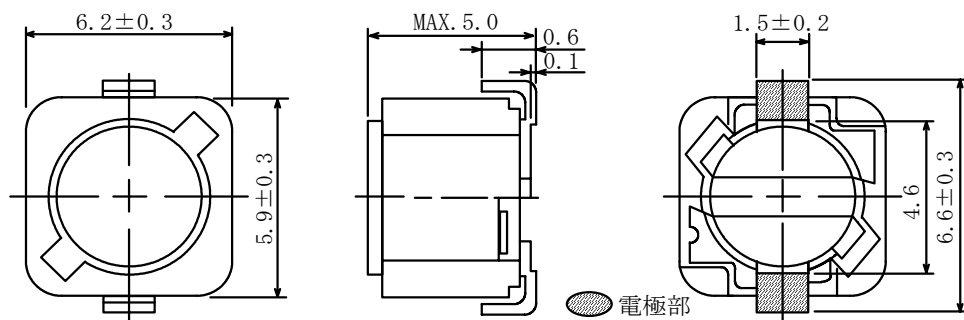


# 仕様書

形 名  
CDRH 6 4 B

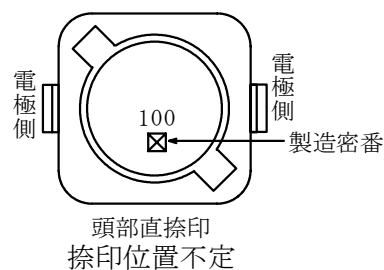
## 1. 外形

### 1-1. 寸法図(mm)

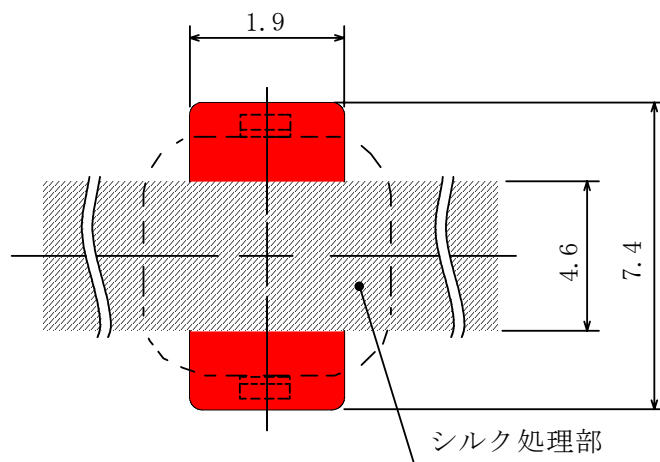


\* 公差のない寸法は参考値とする。

### 1-2. 捺印表示例

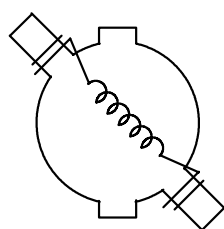


### 1-3. 推奨ランド図(mm)



## 2. コイル仕様

### 2-1. 端子接続図(裏面図)



電極（端子）間の隙間はシルク処理をして御使用下さい。

RoHS  
compliance  
Cd:Max. 0.01wt%  
others:Max. 0.1wt%



# 仕 様 書

形 名

CDRH64B

## 2-2. 電気的特性 I (リール梱包の場合)

NO.	品 名	表示	インダクタンス [以内] ※1	D. C. R. ( $\Omega$ ) [以下] (at 20°C) ※2	定格電流 (A) ※3	スミダ コード
01	CDRH64BNP-100MC	100	10 $\mu$ H $\pm$ 20%	0.12 (88m)	1.35	4745-0145
02	CDRH64BNP-120MC	120	12 $\mu$ H $\pm$ 20%	0.13 (97m)	1.20	4745-0146
03	CDRH64BNP-150MC	150	15 $\mu$ H $\pm$ 20%	0.18 (0.13)	1.10	4745-0147
04	CDRH64BNP-180MC	180	18 $\mu$ H $\pm$ 20%	0.24 (0.18)	1.00	4745-0148
05	CDRH64BNP-220MC	220	22 $\mu$ H $\pm$ 20%	0.27 (0.20)	0.91	4745-0149
06	CDRH64BNP-270MC	270	27 $\mu$ H $\pm$ 20%	0.30 (0.22)	0.82	4745-0150
07	CDRH64BNP-330MC	330	33 $\mu$ H $\pm$ 20%	0.33 (0.25)	0.75	4745-0151
08	CDRH64BNP-390MC	390	39 $\mu$ H $\pm$ 20%	0.37 (0.27)	0.69	4745-0152
09	CDRH64BNP-470MC	470	47 $\mu$ H $\pm$ 20%	0.52 (0.38)	0.62	4745-0154
10	CDRH64BNP-560MC	560	56 $\mu$ H $\pm$ 20%	0.56 (0.41)	0.58	4745-0155
11	CDRH64BNP-680MC	680	68 $\mu$ H $\pm$ 20%	0.63 (0.47)	0.52	4745-0156
12	CDRH64BNP-820MC	820	82 $\mu$ H $\pm$ 20%	0.71 (0.53)	0.47	4745-0157
13	CDRH64BNP-101MC	101	100 $\mu$ H $\pm$ 20%	1.03 (0.76)	0.43	4745-0158
14	CDRH64BNP-121MC	121	120 $\mu$ H $\pm$ 20%	1.15 (0.85)	0.39	4745-0159
15	CDRH64BNP-151MC	151	150 $\mu$ H $\pm$ 20%	1.68 (1.29)	0.35	4745-0160
16	CDRH64BNP-181MC	181	180 $\mu$ H $\pm$ 20%	1.87 (1.44)	0.32	4745-0161
17	CDRH64BNP-221MC	221	220 $\mu$ H $\pm$ 20%	2.08 (1.60)	0.29	4745-0162
18	CDRH64BNP-271MC	271	270 $\mu$ H $\pm$ 20%	2.37 (1.82)	0.26	4745-0163
19	CDRH64BNP-331MC	331	330 $\mu$ H $\pm$ 20%	2.67 (2.05)	0.23	4745-0165
20	CDRH64BNP-391MC	391	390 $\mu$ H $\pm$ 20%	2.94 (2.26)	0.22	4745-0166
21	CDRH64BNP-471MC	471	470 $\mu$ H $\pm$ 20%	3.93 (3.02)	0.20	4745-0167
22	CDRH64BNP-561MC	561	560 $\mu$ H $\pm$ 20%	5.43 (4.18)	0.18	4745-0168
23	CDRH64BNP-681MC	681	680 $\mu$ H $\pm$ 20%	7.32 (5.63)	0.17	4745-0169
24	CDRH64BNP-821MC	821	820 $\mu$ H $\pm$ 20%	8.24 (6.34)	0.15	4745-0170
25	CDRH64BNP-102MC	102	1 mH $\pm$ 20%	9.26 (7.13)	0.14	4745-0171

※1: 測定周波数 L at 1 kHz

※2: ( )内は、標準値とする。

※3: 定格電流は直流重畳特性に於て、インダクタンスが公称値より-25%となる電流もしくは直流電流を流した時のコイルの発熱が $\Delta t=40^{\circ}\text{C}$ となる電流値の少ない方の値。(Ta=20°Cを基準とする。)

# 仕 様 書

形 名
CDRH64B

## 2-3. 電気的特性Ⅱ (箱梱包の場合)

NO.	品 名	表示	インダクタンス [以内] ※1	D. C. R. ( $\Omega$ ) [以下] (at 20℃) ※2	定格電流 (A) ※3	スミダ コード
26	CDRH64BNP-100MB	100	10 $\mu$ H $\pm$ 20%	0.12 (88m)	1.35	4745-0172
27	CDRH64BNP-120MB	120	12 $\mu$ H $\pm$ 20%	0.13 (97m)	1.20	4745-0173
28	CDRH64BNP-150MB	150	15 $\mu$ H $\pm$ 20%	0.18 (0.13)	1.10	4745-0174
29	CDRH64BNP-180MB	180	18 $\mu$ H $\pm$ 20%	0.24 (0.18)	1.00	4745-0176
30	CDRH64BNP-220MB	220	22 $\mu$ H $\pm$ 20%	0.27 (0.20)	0.91	4745-0177
31	CDRH64BNP-270MB	270	27 $\mu$ H $\pm$ 20%	0.30 (0.22)	0.82	4745-0178
32	CDRH64BNP-330MB	330	33 $\mu$ H $\pm$ 20%	0.33 (0.25)	0.75	4745-0179
33	CDRH64BNP-390MB	390	39 $\mu$ H $\pm$ 20%	0.37 (0.27)	0.69	4745-0180
34	CDRH64BNP-470MB	470	47 $\mu$ H $\pm$ 20%	0.52 (0.38)	0.62	4745-0181
35	CDRH64BNP-560MB	560	56 $\mu$ H $\pm$ 20%	0.56 (0.41)	0.58	4745-0182
36	CDRH64BNP-680MB	680	68 $\mu$ H $\pm$ 20%	0.63 (0.47)	0.52	4745-0183
37	CDRH64BNP-820MB	820	82 $\mu$ H $\pm$ 20%	0.71 (0.53)	0.47	4745-0184
38	CDRH64BNP-101MB	101	100 $\mu$ H $\pm$ 20%	1.03 (0.76)	0.43	4745-0185
39	CDRH64BNP-121MB	121	120 $\mu$ H $\pm$ 20%	1.15 (0.85)	0.39	4745-0187
40	CDRH64BNP-151MB	151	150 $\mu$ H $\pm$ 20%	1.68 (1.29)	0.35	4745-0188
41	CDRH64BNP-181MB	181	180 $\mu$ H $\pm$ 20%	1.87 (1.44)	0.32	4745-0189
42	CDRH64BNP-221MB	221	220 $\mu$ H $\pm$ 20%	2.08 (1.60)	0.29	4745-0190
43	CDRH64BNP-271MB	271	270 $\mu$ H $\pm$ 20%	2.37 (1.82)	0.26	4745-0191
44	CDRH64BNP-331MB	331	330 $\mu$ H $\pm$ 20%	2.67 (2.05)	0.23	4745-0192
45	CDRH64BNP-391MB	391	390 $\mu$ H $\pm$ 20%	2.94 (2.26)	0.22	4745-0193
46	CDRH64BNP-471MB	471	470 $\mu$ H $\pm$ 20%	3.93 (3.02)	0.20	4745-0194
47	CDRH64BNP-561MB	561	560 $\mu$ H $\pm$ 20%	5.43 (4.18)	0.18	4745-0195
48	CDRH64BNP-681MB	681	680 $\mu$ H $\pm$ 20%	7.32 (5.63)	0.17	4745-0196
49	CDRH64BNP-821MB	821	820 $\mu$ H $\pm$ 20%	8.24 (6.34)	0.15	4745-0198
50	CDRH64BNP-102MB	102	1 mH $\pm$ 20%	9.26 (7.13)	0.14	4745-0199

※1: 測定周波数 L at 1 kHz

※2: ( )内は、標準値とする。

※3: 定格電流は直流重畳特性に於て、インダクタンスが公称値より-25%となる電流もしくは直流電流を流した時のコイルの発熱が $\Delta t=40^{\circ}\text{C}$ となる電流値の少ない方の値。(Ta=20℃を基準とする。)

3. 保存温度範囲 -40℃ ~ +100℃

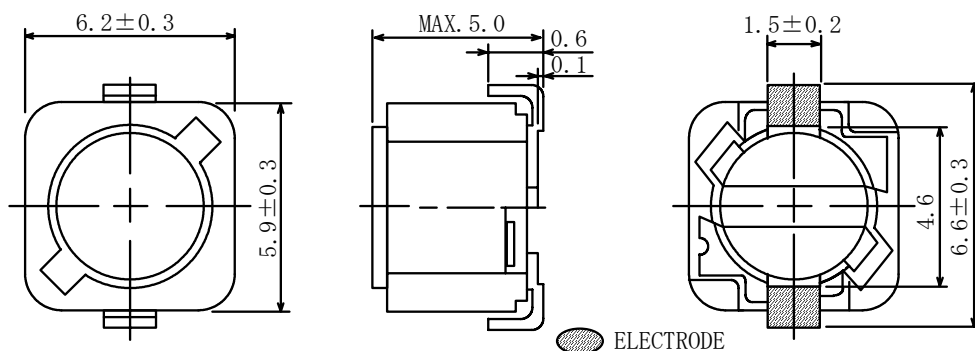
使用温度範囲 -40℃ ~ +100℃ (コイルの発熱を含む。)

# SPECIFICATION

TYPE  
CDRH64B

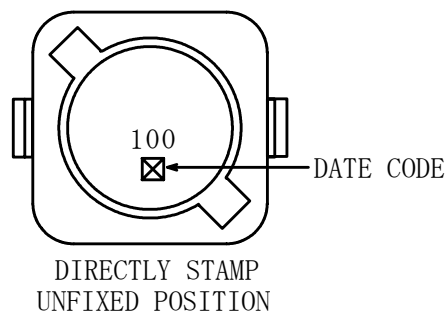
## 1. APPEARANCE

### 1-1. DIMENSIONS (mm)

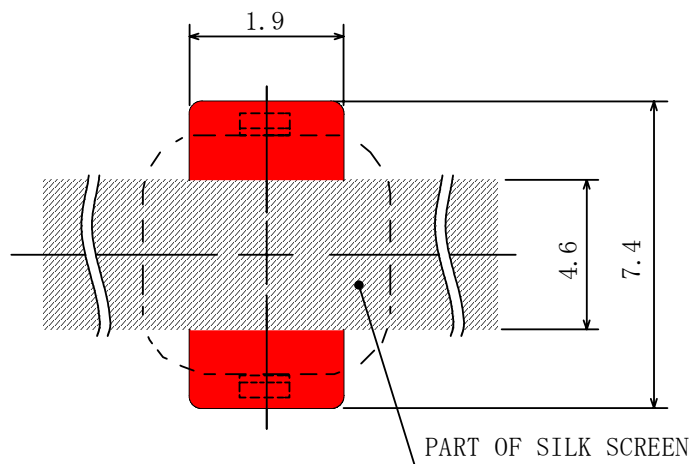


\* DIMENSIONS WITHOUT TOLERANCE ARE APPROX.

### 1-2. STAMP (E. G.)

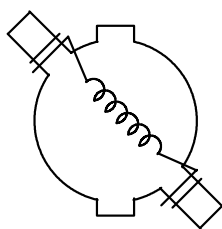


### 1-3. DIMENSION RECOMMENDED (mm)



## 2. COIL SPECIFICATION

### 2-1. CONNECTION (BOTTOM VIEW)



PLEASE COAT WITH SILK SCREEN BETWEEN THE TWO TERMINALS.

RoHS

compliance  
Cd:Max. 0.01wt%  
others:Max. 0.1wt%



# SPECIFICATION

TYPE
CDRH64B

## 2-2. ELECTRICAL CHARACTERISTICS I (IN THE CASE OF REEL)

NO.	PART NAME	STAMP	INDUCTANCE [WITHIN] ※1	D. C. R. ( $\Omega$ ) [MAX. ] (at 20°C) ※2	RATED CURRENT (A) ※3	SUMIDA CODE
01	CDRH64BNP-100MC	100	10 $\mu$ H $\pm$ 20%	0.12 (88m)	1.35	4745-0145
02	CDRH64BNP-120MC	120	12 $\mu$ H $\pm$ 20%	0.13 (97m)	1.20	4745-0146
03	CDRH64BNP-150MC	150	15 $\mu$ H $\pm$ 20%	0.18 (0.13)	1.10	4745-0147
04	CDRH64BNP-180MC	180	18 $\mu$ H $\pm$ 20%	0.24 (0.18)	1.00	4745-0148
05	CDRH64BNP-220MC	220	22 $\mu$ H $\pm$ 20%	0.27 (0.20)	0.91	4745-0149
06	CDRH64BNP-270MC	270	27 $\mu$ H $\pm$ 20%	0.30 (0.22)	0.82	4745-0150
07	CDRH64BNP-330MC	330	33 $\mu$ H $\pm$ 20%	0.33 (0.25)	0.75	4745-0151
08	CDRH64BNP-390MC	390	39 $\mu$ H $\pm$ 20%	0.37 (0.27)	0.69	4745-0152
09	CDRH64BNP-470MC	470	47 $\mu$ H $\pm$ 20%	0.52 (0.38)	0.62	4745-0154
10	CDRH64BNP-560MC	560	56 $\mu$ H $\pm$ 20%	0.56 (0.41)	0.58	4745-0155
11	CDRH64BNP-680MC	680	68 $\mu$ H $\pm$ 20%	0.63 (0.47)	0.52	4745-0156
12	CDRH64BNP-820MC	820	82 $\mu$ H $\pm$ 20%	0.71 (0.53)	0.47	4745-0157
13	CDRH64BNP-101MC	101	100 $\mu$ H $\pm$ 20%	1.03 (0.76)	0.43	4745-0158
14	CDRH64BNP-121MC	121	120 $\mu$ H $\pm$ 20%	1.15 (0.85)	0.39	4745-0159
15	CDRH64BNP-151MC	151	150 $\mu$ H $\pm$ 20%	1.68 (1.29)	0.35	4745-0160
16	CDRH64BNP-181MC	181	180 $\mu$ H $\pm$ 20%	1.87 (1.44)	0.32	4745-0161
17	CDRH64BNP-221MC	221	220 $\mu$ H $\pm$ 20%	2.08 (1.60)	0.29	4745-0162
18	CDRH64BNP-271MC	271	270 $\mu$ H $\pm$ 20%	2.37 (1.82)	0.26	4745-0163
19	CDRH64BNP-331MC	331	330 $\mu$ H $\pm$ 20%	2.67 (2.05)	0.23	4745-0165
20	CDRH64BNP-391MC	391	390 $\mu$ H $\pm$ 20%	2.94 (2.26)	0.22	4745-0166
21	CDRH64BNP-471MC	471	470 $\mu$ H $\pm$ 20%	3.93 (3.02)	0.20	4745-0167
22	CDRH64BNP-561MC	561	560 $\mu$ H $\pm$ 20%	5.43 (4.18)	0.18	4745-0168
23	CDRH64BNP-681MC	681	680 $\mu$ H $\pm$ 20%	7.32 (5.63)	0.17	4745-0169
24	CDRH64BNP-821MC	821	820 $\mu$ H $\pm$ 20%	8.24 (6.34)	0.15	4745-0170
25	CDRH64BNP-102MC	102	1 mH $\pm$ 20%	9.26 (7.13)	0.14	4745-0171

※1: MEASURED FREQUENCY L at 1 kHz

※2: ( ) TYPICAL VALUE.

※3: THIS INDICATES THE VALUE OF CURRENT WHEN THE INDUCTANCE IS 75% LOWER THAN ITS NOMINAL VALUE AT D. C. SUPERPOSITION OR D. C. CURRENT WHEN  $\Delta T=40^{\circ}\text{C}$  WHICHEVER IS LOWER. ( $T_a=20^{\circ}\text{C}$ )

# SPECIFICATION

TYPE  
CDRH64B

## 2-3. ELECTRICAL CHARACTERISTICS II (IN THE CASE OF BOX)

NO.	PART NAME	STAMP	INDUCTANCE [WITHIN] ※1	D. C. R. ( $\Omega$ ) [MAX. ] (at 20°C) ※2	RATED CURRENT (A) ※3	SUMIDA CODE
26	CDRH64BNP-100MB	100	10 $\mu$ H $\pm$ 20%	0.12 (88m)	1.35	4745-0172
27	CDRH64BNP-120MB	120	12 $\mu$ H $\pm$ 20%	0.13 (97m)	1.20	4745-0173
28	CDRH64BNP-150MB	150	15 $\mu$ H $\pm$ 20%	0.18 (0.13)	1.10	4745-0174
29	CDRH64BNP-180MB	180	18 $\mu$ H $\pm$ 20%	0.24 (0.18)	1.00	4745-0176
30	CDRH64BNP-220MB	220	22 $\mu$ H $\pm$ 20%	0.27 (0.20)	0.91	4745-0177
31	CDRH64BNP-270MB	270	27 $\mu$ H $\pm$ 20%	0.30 (0.22)	0.82	4745-0178
32	CDRH64BNP-330MB	330	33 $\mu$ H $\pm$ 20%	0.33 (0.25)	0.75	4745-0179
33	CDRH64BNP-390MB	390	39 $\mu$ H $\pm$ 20%	0.37 (0.27)	0.69	4745-0180
34	CDRH64BNP-470MB	470	47 $\mu$ H $\pm$ 20%	0.52 (0.38)	0.62	4745-0181
35	CDRH64BNP-560MB	560	56 $\mu$ H $\pm$ 20%	0.56 (0.41)	0.58	4745-0182
36	CDRH64BNP-680MB	680	68 $\mu$ H $\pm$ 20%	0.63 (0.47)	0.52	4745-0183
37	CDRH64BNP-820MB	820	82 $\mu$ H $\pm$ 20%	0.71 (0.53)	0.47	4745-0184
38	CDRH64BNP-101MB	101	100 $\mu$ H $\pm$ 20%	1.03 (0.76)	0.43	4745-0185
39	CDRH64BNP-121MB	121	120 $\mu$ H $\pm$ 20%	1.15 (0.85)	0.39	4745-0187
40	CDRH64BNP-151MB	151	150 $\mu$ H $\pm$ 20%	1.68 (1.29)	0.35	4745-0188
41	CDRH64BNP-181MB	181	180 $\mu$ H $\pm$ 20%	1.87 (1.44)	0.32	4745-0189
42	CDRH64BNP-221MB	221	220 $\mu$ H $\pm$ 20%	2.08 (1.60)	0.29	4745-0190
43	CDRH64BNP-271MB	271	270 $\mu$ H $\pm$ 20%	2.37 (1.82)	0.26	4745-0191
44	CDRH64BNP-331MB	331	330 $\mu$ H $\pm$ 20%	2.67 (2.05)	0.23	4745-0192
45	CDRH64BNP-391MB	391	390 $\mu$ H $\pm$ 20%	2.94 (2.26)	0.22	4745-0193
46	CDRH64BNP-471MB	471	470 $\mu$ H $\pm$ 20%	3.93 (3.02)	0.20	4745-0194
47	CDRH64BNP-561MB	561	560 $\mu$ H $\pm$ 20%	5.43 (4.18)	0.18	4745-0195
48	CDRH64BNP-681MB	681	680 $\mu$ H $\pm$ 20%	7.32 (5.63)	0.17	4745-0196
49	CDRH64BNP-821MB	821	820 $\mu$ H $\pm$ 20%	8.24 (6.34)	0.15	4745-0198
50	CDRH64BNP-102MB	102	1 mH $\pm$ 20%	9.26 (7.13)	0.14	4745-0199

※1: MEASURED FREQUENCY L at 1 kHz

※2: ( ) TYPICAL VALUE.

※3: THIS INDICATES THE VALUE OF CURRENT WHEN THE INDUCTANCE IS 75% LOWER THAN ITS NOMINAL VALUE  
AT D. C. SUPERPOSITION OR D. C. CURRENT WHEN  $\Delta T=40^{\circ}\text{C}$  WHICHEVER IS LOWER. ( $T_a=20^{\circ}\text{C}$ )

3. STORAGE TEMPERATURE RANGE :  $-40^{\circ}\text{C} \sim +100^{\circ}\text{C}$

OPERATING TEMPERATURE RANGE:  $-40^{\circ}\text{C} \sim +100^{\circ}\text{C}$  (INCLUDING SELF TEMPERATURE RISE)