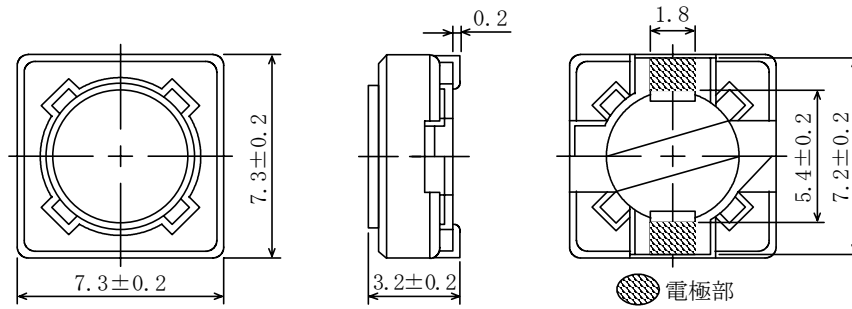


仕様書

形 名
CDRH73

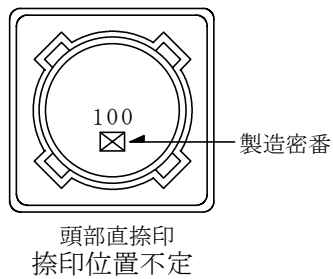
1. 外形

1-1. 寸法図 (mm)

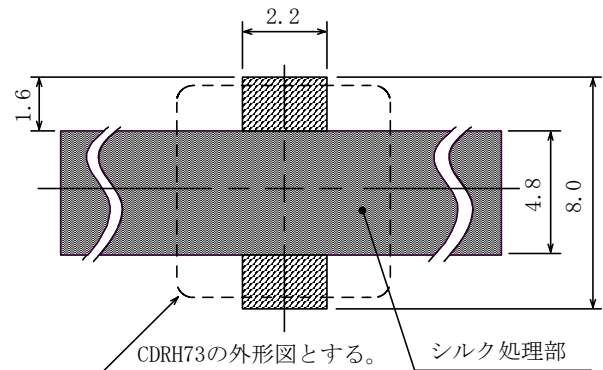


* 公差のない寸法は参考値とする。

1-2. 捺印表示例



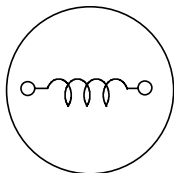
1-3. 推奨ランド寸法 (mm)



電極(端子)間の隙間はシルク処理をして御使用下さい。

2. コイル仕様

2-1. 端子接続図(裏面図)



RoHS

compliance

Cd:Max. 0.01wt%

others:Max. 0.1wt%



仕 様 書

形 名

CDRH73

2-2. 電気的特性 I (リール梱包の場合)

NO.	品 名	表 示	インダクタンス [以内] ※1	D. C. R. (Ω) [以下] (at 20°C) ※2	定格電流 (A) ※3	スミダ コード
01	CDRH73NP-100MC	100	10 μ H \pm 20%	72m (55m)	1.68	4733-0154
02	CDRH73NP-120MC	120	12 μ H \pm 20%	98m (75m)	1.52	4733-0155
03	CDRH73NP-150MC	150	15 μ H \pm 20%	0.13 (96m)	1.33	4733-0156
04	CDRH73NP-180MC	180	18 μ H \pm 20%	0.14 (0.11)	1.20	4733-0157
05	CDRH73NP-220MC	220	22 μ H \pm 20%	0.19 (0.15)	1.07	4733-0158
06	CDRH73NP-270MC	270	27 μ H \pm 20%	0.21 (0.16)	0.96	4733-0159
07	CDRH73NP-330MC	330	33 μ H \pm 20%	0.24 (0.18)	0.91	4733-0160
08	CDRH73NP-390MC	390	39 μ H \pm 20%	0.32 (0.25)	0.77	4733-0161
09	CDRH73NP-470MC	470	47 μ H \pm 20%	0.36 (0.28)	0.76	4733-0163
10	CDRH73NP-560MC	560	56 μ H \pm 20%	0.47 (0.36)	0.68	4733-0164
11	CDRH73NP-680MC	680	68 μ H \pm 20%	0.52 (0.40)	0.61	4733-0165
12	CDRH73NP-820MC	820	82 μ H \pm 20%	0.69 (0.53)	0.57	4733-0166
13	CDRH73NP-101MC	101	100 μ H \pm 20%	0.79 (0.61)	0.50	4733-0167
14	CDRH73NP-121MC	121	120 μ H \pm 20%	0.89 (0.69)	0.49	4733-0168
15	CDRH73NP-151MC	151	150 μ H \pm 20%	1.27 (1.02)	0.43	4733-0169
16	CDRH73NP-181MC	181	180 μ H \pm 20%	1.45 (1.16)	0.39	4733-0170
17	CDRH73NP-221MC	221	220 μ H \pm 20%	1.65 (1.32)	0.35	4733-0171
18	CDRH73NP-271MC	271	270 μ H \pm 20%	2.31 (1.85)	0.32	4733-0172
19	CDRH73NP-331MC	331	330 μ H \pm 20%	2.62 (2.10)	0.28	4733-0174
20	CDRH73NP-391MC	391	390 μ H \pm 20%	2.94 (2.35)	0.26	4733-0175
21	CDRH73NP-471MC	471	470 μ H \pm 20%	4.18 (3.35)	0.24	4733-0176
22	CDRH73NP-561MC	561	560 μ H \pm 20%	4.67 (3.73)	0.22	4733-0177
23	CDRH73NP-681MC	681	680 μ H \pm 20%	5.73 (4.58)	0.19	4733-0178
24	CDRH73NP-821MC	821	820 μ H \pm 20%	6.54 (5.23)	0.18	4733-0179
25	CDRH73NP-102MC	102	1.0 mH \pm 20%	9.44 (7.55)	0.16	4733-0180

仕 様 書

形 名

CDRH73

2-3. 電気的特性Ⅱ (箱梱包の場合)

NO.	品 名	表 示	インダクタンス [以内] ※1	D. C. R. (Ω) [以下] (at 20°C) ※2	定格電流 (A) ※3	スミダ コード
26	CDRH73NP-100MB	100	10 μ H \pm 20%	72m (55m)	1.68	4733-0181
27	CDRH73NP-120MB	120	12 μ H \pm 20%	98m (75m)	1.52	4733-0182
28	CDRH73NP-150MB	150	15 μ H \pm 20%	0.13 (96m)	1.33	4733-0183
29	CDRH73NP-180MB	180	18 μ H \pm 20%	0.14 (0.11)	1.20	4733-0185
30	CDRH73NP-220MB	220	22 μ H \pm 20%	0.19 (0.15)	1.07	4733-0186
31	CDRH73NP-270MB	270	27 μ H \pm 20%	0.21 (0.16)	0.96	4733-0187
32	CDRH73NP-330MB	330	33 μ H \pm 20%	0.24 (0.18)	0.91	4733-0188
33	CDRH73NP-390MB	390	39 μ H \pm 20%	0.32 (0.25)	0.77	4733-0189
34	CDRH73NP-470MB	470	47 μ H \pm 20%	0.36 (0.28)	0.76	4733-0190
35	CDRH73NP-560MB	560	56 μ H \pm 20%	0.47 (0.36)	0.68	4733-0191
36	CDRH73NP-680MB	680	68 μ H \pm 20%	0.52 (0.40)	0.61	4733-0192
37	CDRH73NP-820MB	820	82 μ H \pm 20%	0.69 (0.53)	0.57	4733-0193
38	CDRH73NP-101MB	101	100 μ H \pm 20%	0.79 (0.61)	0.50	4733-0194
39	CDRH73NP-121MB	121	120 μ H \pm 20%	0.89 (0.69)	0.49	4733-0196
40	CDRH73NP-151MB	151	150 μ H \pm 20%	1.27 (1.02)	0.43	4733-0197
41	CDRH73NP-181MB	181	180 μ H \pm 20%	1.45 (1.16)	0.39	4733-0198
42	CDRH73NP-221MB	221	220 μ H \pm 20%	1.65 (1.32)	0.35	4733-0199
43	CDRH73NP-271MB	271	270 μ H \pm 20%	2.31 (1.85)	0.32	4733-0200
44	CDRH73NP-331MB	331	330 μ H \pm 20%	2.62 (2.10)	0.28	4733-0201
45	CDRH73NP-391MB	391	390 μ H \pm 20%	2.94 (2.35)	0.26	4733-0202
46	CDRH73NP-471MB	471	470 μ H \pm 20%	4.18 (3.35)	0.24	4733-0203
47	CDRH73NP-561MB	561	560 μ H \pm 20%	4.67 (3.73)	0.22	4733-0204
48	CDRH73NP-681MB	681	680 μ H \pm 20%	5.73 (4.58)	0.19	4733-0205
49	CDRH73NP-821MB	821	820 μ H \pm 20%	6.54 (5.23)	0.18	4733-0207
50	CDRH73NP-102MB	102	1.0 mH \pm 20%	9.44 (7.55)	0.16	4733-0208

※1: 測定周波数 L at 1 kHz

※2: ()内は標準値とする。

※3: 定格電流は直流重畳特性に於て、インダクタンスが公称値より-25%となる電流もしくは直流電流を流した時のコイルの発熱が $\Delta t=40^{\circ}\text{C}$ となる電流値の少ない方の値。(Ta=20°Cを基準とする。)

3. 保存温度範囲 -40°C~+100°C

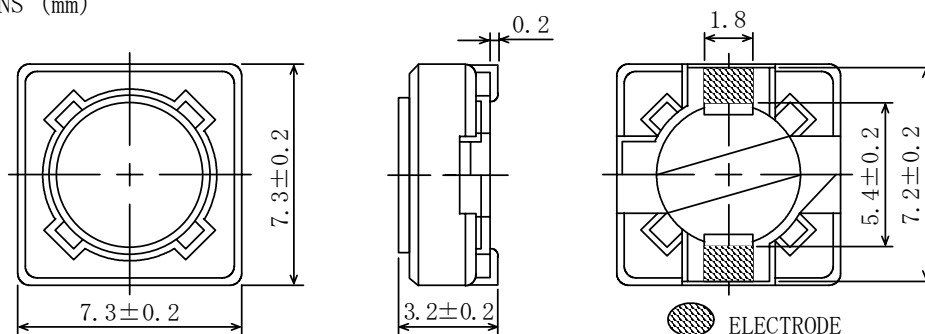
使用温度範囲 -40°C~+100°C (コイルの発熱を含む。)

SPECIFICATION

TYPE CDRH73

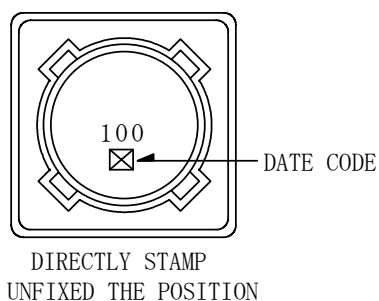
1. APPEARANCE

1-1. DIMENSIONS (mm)

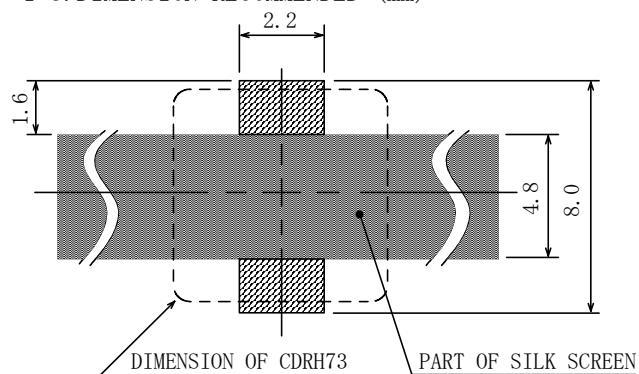


* DIMENSIONS WITHOUT TOLERANCE ARE APPROX.

1-2. STAMP (E. G.)

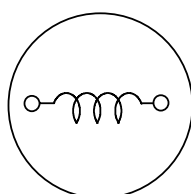


1-3. DIMENSION RECOMMENDED (mm)



2. COIL SPECIFICATION

2-1. CONNECTION (BOTTOM VIEW)



PLEASE COAT WITH SILK SCREEN BETWEEN THE TWO TERMINALS.

RoHS compliance Cd:Max. 0.01wt% others:Max. 0.1wt%



SPECIFICATION

TYPE
CDRH73

2-2. ELECTRICAL CHARACTERISTICS I (IN THE CASE OF REEL)

NO.	PART NO.	STAMP	INDUCTANCE [WITHIN] ※1	D. C. R. (Ω) [MAX.] (at 20℃) ※2	RATED CURRENT (A) ※3	SUMIDA CODE
01	CDRH73NP-100MC	100	10 μH ± 20%	72m (55m)	1.68	4733-0154
02	CDRH73NP-120MC	120	12 μH ± 20%	98m (75m)	1.52	4733-0155
03	CDRH73NP-150MC	150	15 μH ± 20%	0.13 (96m)	1.33	4733-0156
04	CDRH73NP-180MC	180	18 μH ± 20%	0.14 (0.11)	1.20	4733-0157
05	CDRH73NP-220MC	220	22 μH ± 20%	0.19 (0.15)	1.07	4733-0158
06	CDRH73NP-270MC	270	27 μH ± 20%	0.21 (0.16)	0.96	4733-0159
07	CDRH73NP-330MC	330	33 μH ± 20%	0.24 (0.18)	0.91	4733-0160
08	CDRH73NP-390MC	390	39 μH ± 20%	0.32 (0.25)	0.77	4733-0161
09	CDRH73NP-470MC	470	47 μH ± 20%	0.36 (0.28)	0.76	4733-0163
10	CDRH73NP-560MC	560	56 μH ± 20%	0.47 (0.36)	0.68	4733-0164
11	CDRH73NP-680MC	680	68 μH ± 20%	0.52 (0.40)	0.61	4733-0165
12	CDRH73NP-820MC	820	82 μH ± 20%	0.69 (0.53)	0.57	4733-0166
13	CDRH73NP-101MC	101	100 μH ± 20%	0.79 (0.61)	0.50	4733-0167
14	CDRH73NP-121MC	121	120 μH ± 20%	0.89 (0.69)	0.49	4733-0168
15	CDRH73NP-151MC	151	150 μH ± 20%	1.27 (1.02)	0.43	4733-0169
16	CDRH73NP-181MC	181	180 μH ± 20%	1.45 (1.16)	0.39	4733-0170
17	CDRH73NP-221MC	221	220 μH ± 20%	1.65 (1.32)	0.35	4733-0171
18	CDRH73NP-271MC	271	270 μH ± 20%	2.31 (1.85)	0.32	4733-0172
19	CDRH73NP-331MC	331	330 μH ± 20%	2.62 (2.10)	0.28	4733-0174
20	CDRH73NP-391MC	391	390 μH ± 20%	2.94 (2.35)	0.26	4733-0175
21	CDRH73NP-471MC	471	470 μH ± 20%	4.18 (3.35)	0.24	4733-0176
22	CDRH73NP-561MC	561	560 μH ± 20%	4.67 (3.73)	0.22	4733-0177
23	CDRH73NP-681MC	681	680 μH ± 20%	5.73 (4.58)	0.19	4733-0178
24	CDRH73NP-821MC	821	820 μH ± 20%	6.54 (5.23)	0.18	4733-0179
25	CDRH73NP-102MC	102	1.0 mH ± 20%	9.44 (7.55)	0.16	4733-0180

SPECIFICATION

TYPE
CDRH73

2-3. ELECTRICAL CHARACTERISTICS II (IN THE CASE OF BOX)

NO.	PART NO.	STAMP	INDUCTANCE [WITHIN] ※1	D. C. R. (Ω) [MAX.] (at 20°C) ※2	RATED CURRENT (A) ※3	SUMIDA CODE
26	CDRH73NP-100MB	100	10 μ H \pm 20%	72m (55m)	1.68	4733-0181
27	CDRH73NP-120MB	120	12 μ H \pm 20%	98m (75m)	1.52	4733-0182
28	CDRH73NP-150MB	150	15 μ H \pm 20%	0.13 (96m)	1.33	4733-0183
29	CDRH73NP-180MB	180	18 μ H \pm 20%	0.14 (0.11)	1.20	4733-0185
30	CDRH73NP-220MB	220	22 μ H \pm 20%	0.19 (0.15)	1.07	4733-0186
31	CDRH73NP-270MB	270	27 μ H \pm 20%	0.21 (0.16)	0.96	4733-0187
32	CDRH73NP-330MB	330	33 μ H \pm 20%	0.24 (0.18)	0.91	4733-0188
33	CDRH73NP-390MB	390	39 μ H \pm 20%	0.32 (0.25)	0.77	4733-0189
34	CDRH73NP-470MB	470	47 μ H \pm 20%	0.36 (0.28)	0.76	4733-0190
35	CDRH73NP-560MB	560	56 μ H \pm 20%	0.47 (0.36)	0.68	4733-0191
36	CDRH73NP-680MB	680	68 μ H \pm 20%	0.52 (0.40)	0.61	4733-0192
37	CDRH73NP-820MB	820	82 μ H \pm 20%	0.69 (0.53)	0.57	4733-0193
38	CDRH73NP-101MB	101	100 μ H \pm 20%	0.79 (0.61)	0.50	4733-0194
39	CDRH73NP-121MB	121	120 μ H \pm 20%	0.89 (0.69)	0.49	4733-0196
40	CDRH73NP-151MB	151	150 μ H \pm 20%	1.27 (1.02)	0.43	4733-0197
41	CDRH73NP-181MB	181	180 μ H \pm 20%	1.45 (1.16)	0.39	4733-0198
42	CDRH73NP-221MB	221	220 μ H \pm 20%	1.65 (1.32)	0.35	4733-0199
43	CDRH73NP-271MB	271	270 μ H \pm 20%	2.31 (1.85)	0.32	4733-0200
44	CDRH73NP-331MB	331	330 μ H \pm 20%	2.62 (2.10)	0.28	4733-0201
45	CDRH73NP-391MB	391	390 μ H \pm 20%	2.94 (2.35)	0.26	4733-0202
46	CDRH73NP-471MB	471	470 μ H \pm 20%	4.18 (3.35)	0.24	4733-0203
47	CDRH73NP-561MB	561	560 μ H \pm 20%	4.67 (3.73)	0.22	4733-0204
48	CDRH73NP-681MB	681	680 μ H \pm 20%	5.73 (4.58)	0.19	4733-0205
49	CDRH73NP-821MB	821	820 μ H \pm 20%	6.54 (5.23)	0.18	4733-0207
50	CDRH73NP-102MB	102	1.0 mH \pm 20%	9.44 (7.55)	0.16	4733-0208

※1: MEASURED FREQUENCY L at 1 kHz

※2: () TYPICAL VALUE.

※3: THIS INDICATES THE VALUE OF CURRENT WHEN THE INDUCTANCE IS 25% LOWER THAN ITS NOMINAL VALUE AT D.C. SUPERPOSITION OR D.C. CURRENT WHEN $\Delta T=40^{\circ}\text{C}$ WHICHEVER IS LOWER. ($T_a=20^{\circ}\text{C}$)

3. STORAGE TEMPERATURE RANGE : $-40^{\circ}\text{C} \sim +100^{\circ}\text{C}$

OPERATING TEMPERATURE RANGE: $-40^{\circ}\text{C} \sim +100^{\circ}\text{C}$ (INCLUDING SELF TEMPERATURE RISE)