
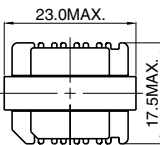
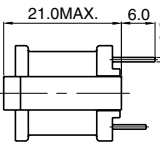
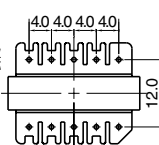


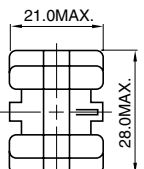
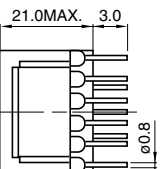
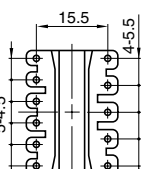


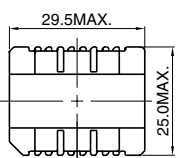
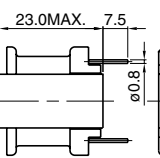
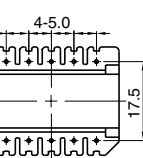


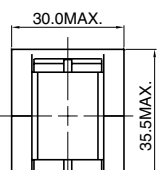
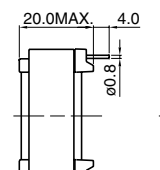
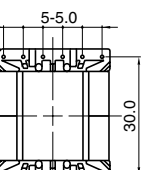


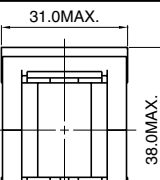
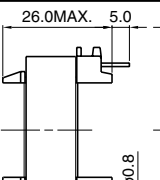
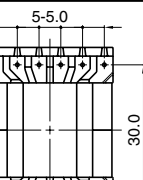


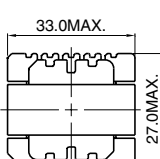
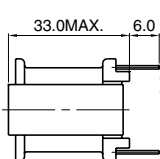
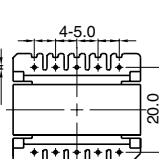


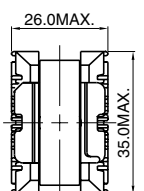
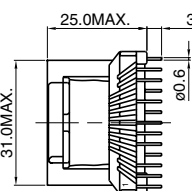
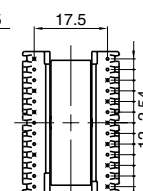


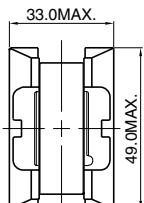
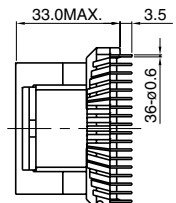
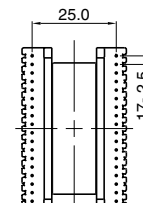



DC/DC CONVERTER TRANSFORMERS

TYPE	DIMENSIONS (mm)			CONSTRUCTION	SPECIFICATIONS
EI-22 	 23.0MAX. 17.5MAX.	 21.0MAX. 6.0 ø0.8	 4.0 4.0 4.0 4.0 12.0		Operating Freq. : Max. 300kHz Max. Operating Power : 7.8W (100kHz) 18.0W (300kHz)
EI-255B 	 21.0MAX. 28.0MAX.	 21.0MAX. 3.0 ø0.8	 15.5 4-5.5 5-4.5		Operating Freq. : Max. 300kHz Max. Operating Power : 16.0W (100kHz) 38.0W (300kHz)
EI-28 	 29.5MAX. 25.0MAX.	 23.0MAX. 7.5 ø0.8	 4-5.0 17.5		Operating Freq. : Max. 300kHz Max. Operating Power : 22.0W (100kHz) 51.0W (300kHz)
ERH2819 	 30.0MAX. 35.5MAX.	 20.0MAX. 4.0 ø0.8	 5-5.0 30.0		Operating Freq. : Max. 500kHz Max. Operating Power : 10.0W (100kHz) 24.0W (300kHz) 36.0W (500kHz)
ERH2826 	 31.0MAX. 38.0MAX.	 26.0MAX. 5.0 ø0.8	 5-5.0 30.0		Operating Freq. : Max. 500kHz Max. Operating Power : 11.0W (100kHz) 27.0W (300kHz) 40.0W (500kHz)
EI-30 	 33.0MAX. 27.0MAX.	 33.0MAX. 6.0 ø0.8	 4-5.0 20.0		Operating Freq. : Max. 300kHz Max. Operating Power : 29.0W (100kHz) 67.0W (300kHz)
ER3023 	 26.0MAX. 35.0MAX.	 25.0MAX. 3.5 ø0.6 31.0MAX.	 17.5 12-2.54		Operating Freq. : Max. 500kHz Max. operating power : 20W(500kHz) Weight : 30g
ER4831 	 33.0MAX. 49.0MAX.	 33.0MAX. 3.5 ø0.6 36-ø0.6	 25.0 17-2.5		Inductance : Max. 56mH Operating Freq. : Max. 500kHz Max. operating power : 60W(500kHz) Weight : 75g