

TRIPLE-BALANCED MIXER

SURFACE MOUNT MODEL: SMD-3500L

WIDE BANDWIDTH

10 - 3500 MHz

FEATURES:

- ▶ High Performance
- ▶ Low L.O. Leakage
- ▶ Broad Bandwidth IF
- ▶ Good IF Matching
- ▶ Low Conversion Loss Ripple
- ▶ Good Efficiency

APPLICATIONS:

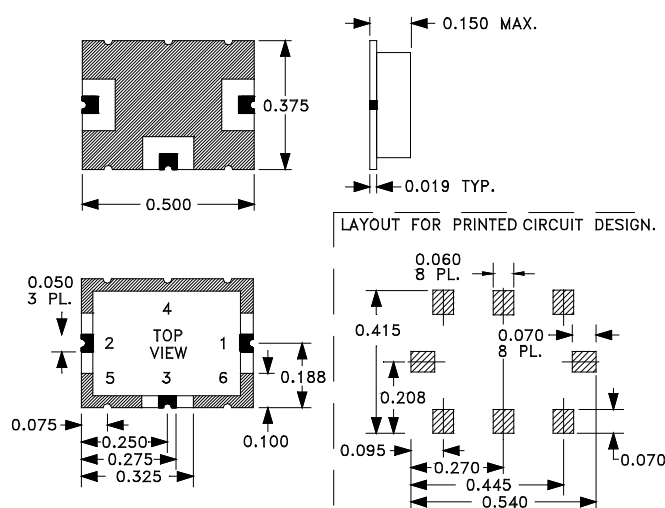
- ▶ Narrow Band & Broadband Up/Down Conversion.



SPECIFICATIONS (Rev. "A" 11/01/05)

Frequency	RF/LO (MHz)	IF (MHz)	
	10 - 3500	1 - 2000	
Conversion Loss	dB (Typ)	dB (Max)	
	8	9	
Isolation		dB (Typ)	dB (Min)
	LO/RF	35	25
	LO/IF	30	18
	RF/IF	25	20
L.O. Power	+10 dBm (Nom)		
1 dB Comp. Pt.	+7 dBm (Typ)		
Input IP ³	+19 dBm (Typ)		
Impedance	50 Ohms (Nom)		
Operating Temperature Range	-40 to +85 °C		

Package # 133



PORT LOCATION

RF	LO	IF	GND
1	2	3	4,5,6

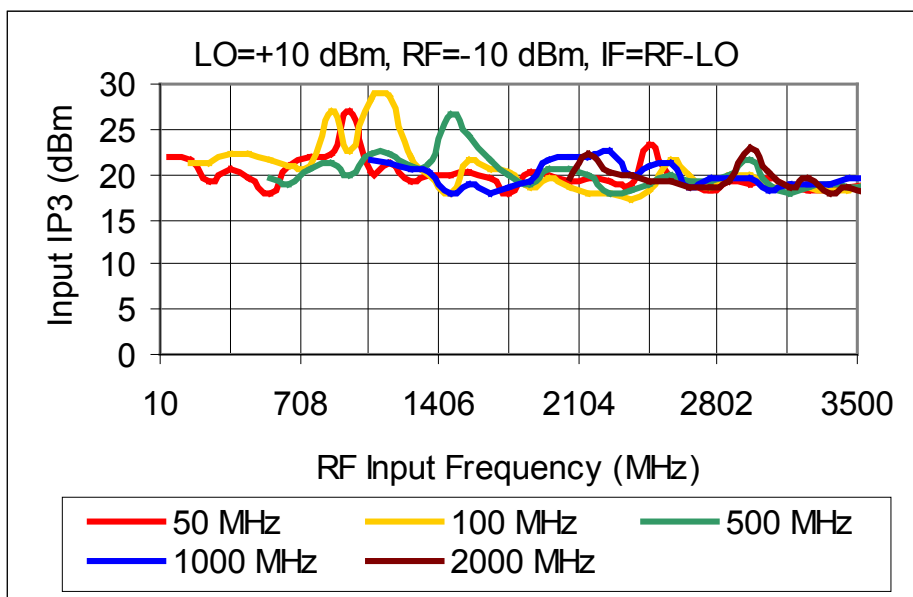
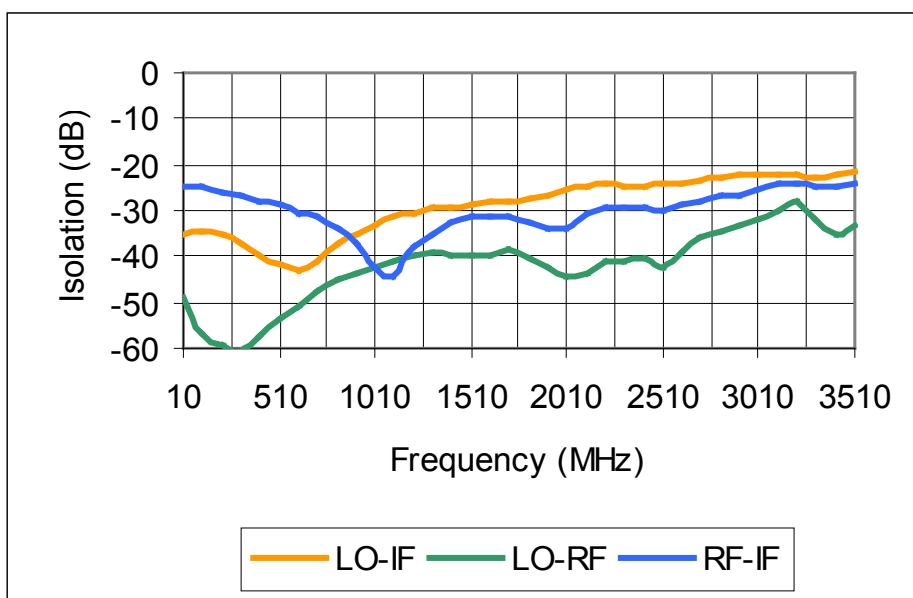
TRIPLE-BALANCED MIXER

SURFACE MOUNT MODEL: SMD-3500L

WIDE BANDWIDTH

10 - 3500 MHz

PERFORMANCE PLOTS



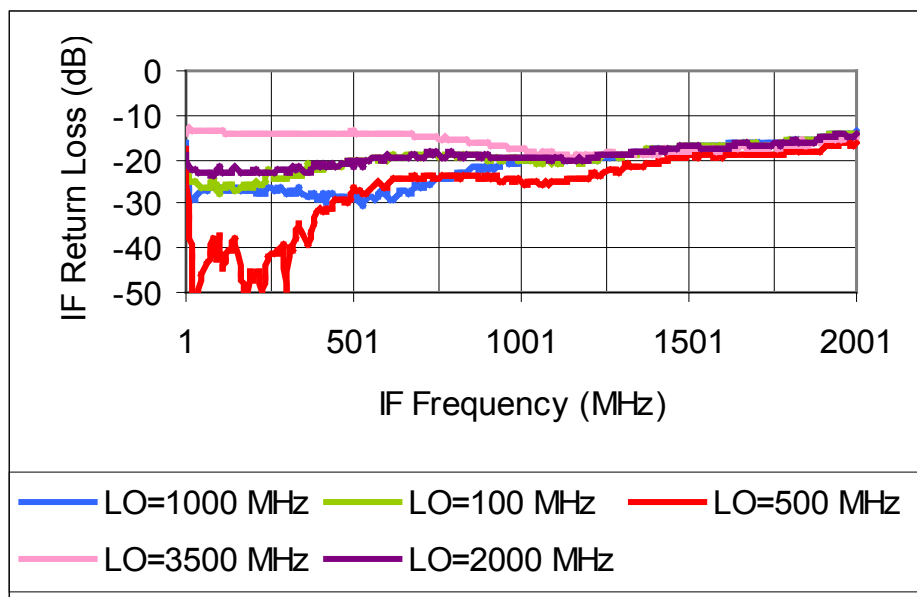
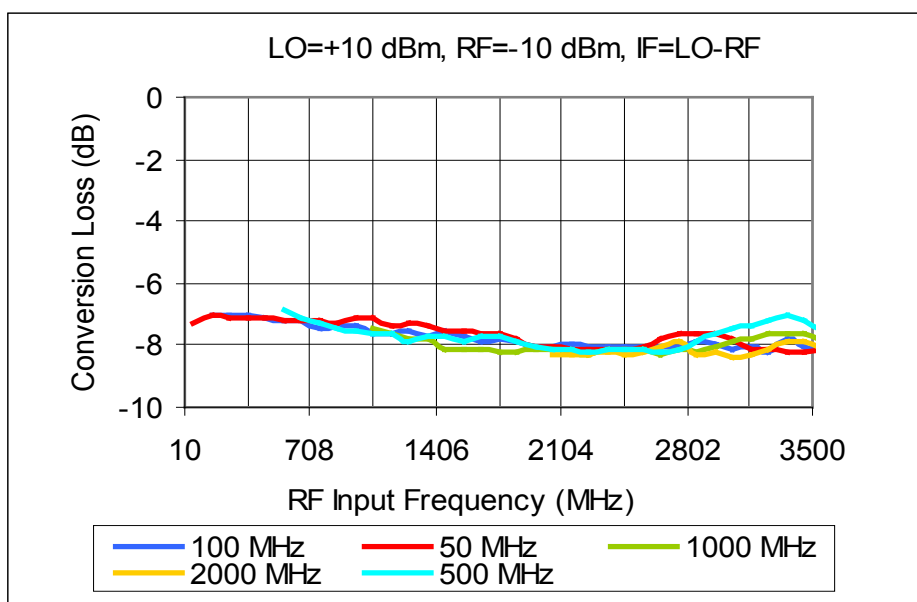
TRIPLE-BALANCED MIXER

SURFACE MOUNT MODEL: SMD-3500L

WIDE BANDWIDTH

10 - 3500 MHz

PERFORMANCE PLOTS



TRIPLE-BALANCED MIXER

SURFACE MOUNT MODEL: SMD-3500L

WIDE BANDWIDTH

10 - 3500 MHz

PERFORMANCE PLOTS

