


Features

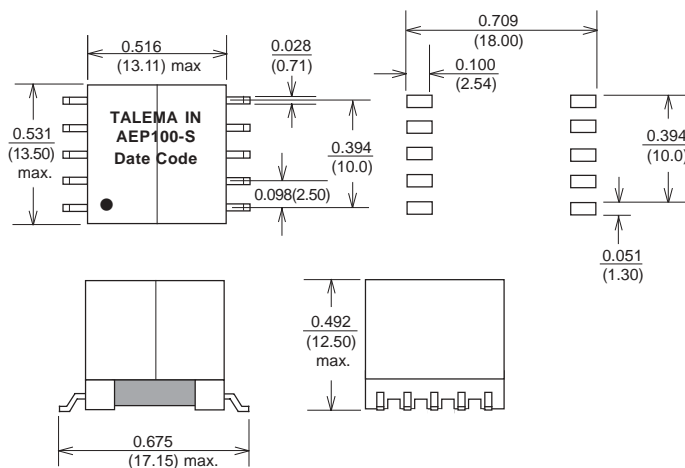
- complies with ANSI and ETSI requirements
- matched to Analog Devices AD20MSP910, AD20MSP918 and AD20MSP930 chipsets
- very low THD
- 1500V minimum isolation
- all materials approved to UL94V-0
- excellent quality at competitive price due to high volume production
- manufactured in ISO-9001 approved Talema facility



Electrical Specifications @ 25°C • Operating Temperature -40° to +85°C

Part Number	Package	IC Driver	Turns Ratio ±2% Line : IC	L _p (mH)	L _L (μH) Max	C _{ww} (pF) Max	DCR (Ohms) Max Line / IC	THD (Linearity) Typical	Longitudinal Balance Min	Insertion Loss Max	Frequency Response Max	Isolation Voltage (Vrms)
AEP100-T	TH	AD20MSP910 CO/CPE	1 : 1	5.0 ±10%	25	60	3.00 / 3.00	-80dB 30kHz	-46dB 10kHz-1.1MHz	0.5dB 300kHz	1.0dB 30kHz -1.1MHz	1500
AEP100-S	SMD	AD20MSP918 CO/CPE										
AEP110-T	TH	AD20MSP918 CO	1.27 : 1	3.22 ±10%	7.5	50	2.45 / 2.00	-80dB 30kHz	-50dB 30kHz-1.1MHz	0.5dB 100kHz	1.0dB 30kHz -1.1MHz	
AEP110-S	SMD											
AEP120-T	TH	AD20MSP930 CO	1.11 : 1	2.03 Min.	10	60	1.30 / 1.50	-80dB 30kHz	-50dB 30kHz-1.1MHz	0.5dB 100kHz	1.0dB 30kHz -1.1MHz	
AEP120-S	SMD											
AEP130-T	TH	AD20MSP930 CPE	1.2 : 1	2.42 Min.	10	50	1.30 / 1.50	-80dB 30kHz	-50dB 30kHz-1.1MHz	0.5dB 100kHz	1.0dB 30kHz -1.1MHz	
AEP130-S	SMD											
AEP140-T	TH	AD20MSP910 CO/CPE	1 : 1	5.0 ±10%	25	60	3.0 / 3.0	-80dB 30kHz	-40dB 30kHz-1.1MHz	0.5dB 100kHz	1.0dB 30kHz -1.1MHz	
AEP140-S	SMD	AD20MSP918 CO/CPE										

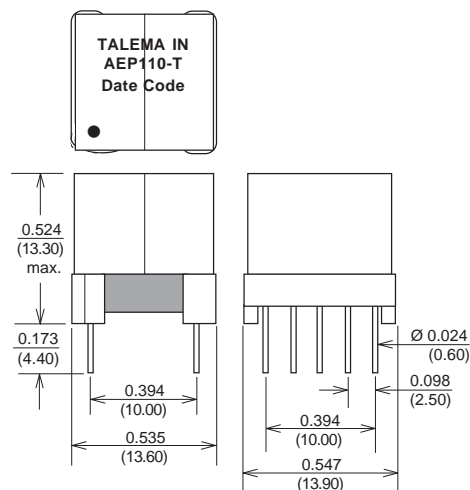
Package "S"



Dimensions: Inches(Millimeters)
Tolerance: ±0.010 (0.25)

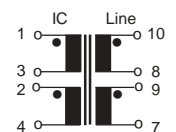
Weight: 6.8 grams

Package "T"



Schematic

AEP100, AEP110
AEP120, AEP130



AEP140

