

**VOLTAGE - 50 to 1000 Volts CURRENT - 1.5 Amperes**

[illegible]

# NOTES:

1. Measured at 1 MHz and applied reverse voltage of 4.0 VDC.
2. Thermal Resistance Junction to Ambient and from junction to lead at 0.375" (9.5mm) lead length P.C.Board mounted.

## RATING AND CHARACTERISTIC CURVES

1N5391 THRU 1N5399

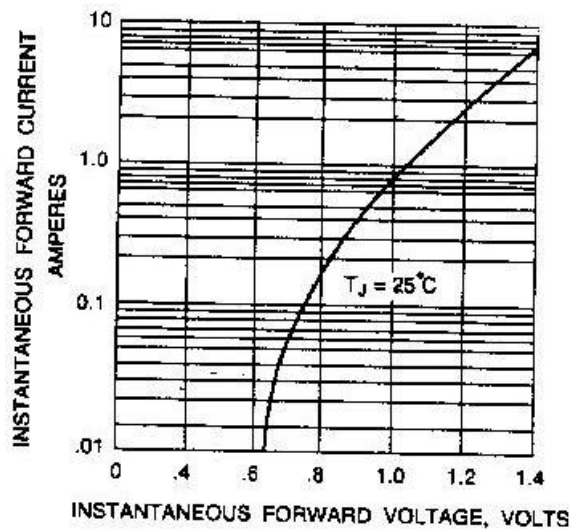


Fig. 1-TYPICAL FORWARD CHARACTERISTICS

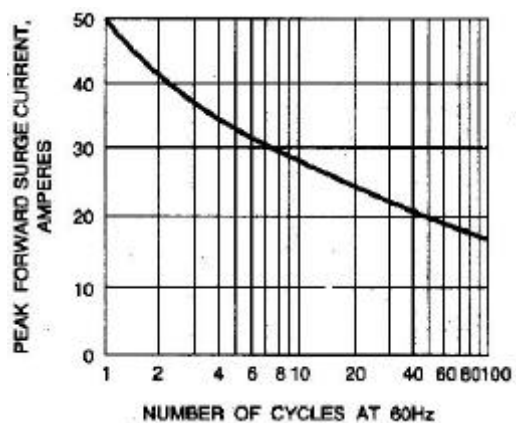


Fig. 2-PEAK FORWARD SURGE CURRENT

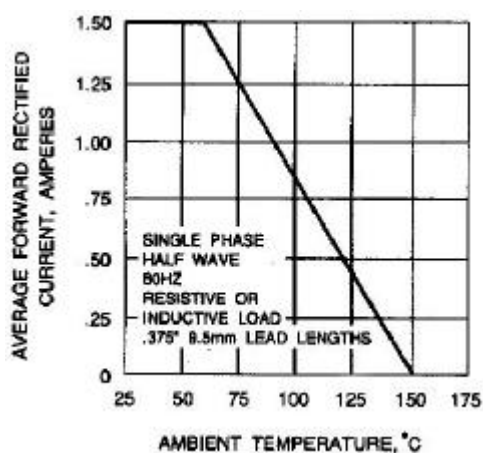


Fig. 3-FORWARD CURRENT DERATING CURVE

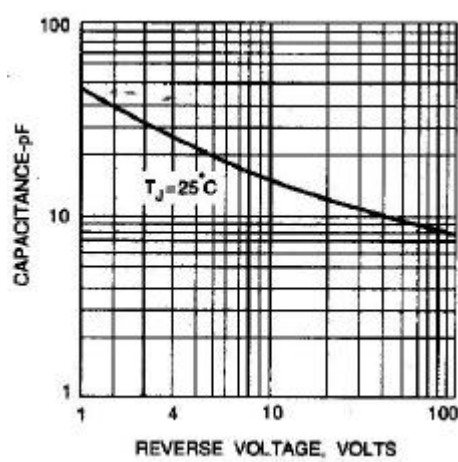


Fig. 4-TYPICAL JUNCTION CAPACITANCE