

MVL-663TUOLK-S

Optical-Electrical Characteristics

@ $T_A=25^{\circ}\text{C}$

Parameter	Test Conditions	Symbol	Min .	Typ .	Max .	Unit .
Luminous Intensity	$I_F=20\text{mA}$	I_V	-	1000	-	mcd
Forward Voltage	$I_F=20\text{mA}$	V_F	-	2.3	2.7	V
Reverse Current	$V_R=5\text{V}$	I_R	-	-	100	μA
Peak /Dominant Wavelength	$I_F=20\text{mA}$	λ_p/λ_d	-	630/625	-	nm
Spectral Line Half Width	$I_F=20\text{mA}$	$\Delta\lambda$	-	24	-	nm
Viewing Angle	$I_F=20\text{mA}$	$2\theta_{1/2}$	-	30/70	-	deg.

Typical Optical-Electrical Characteristic Curves

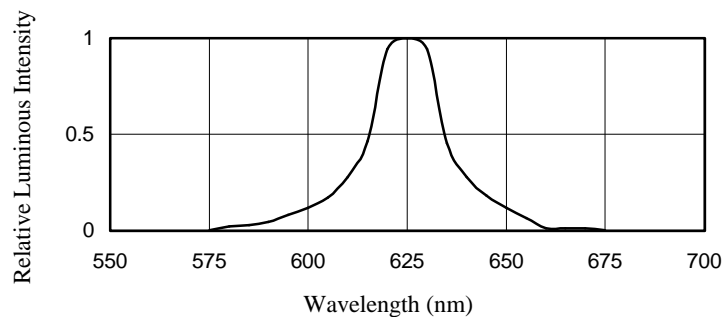


FIG.1 SPECTRAL DISTRIBUTION

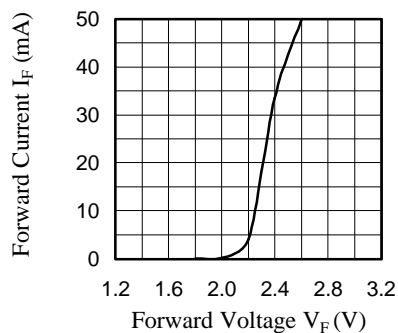


FIG.2 FORWARD CURRENT VS. FORWARD VOLTAGE

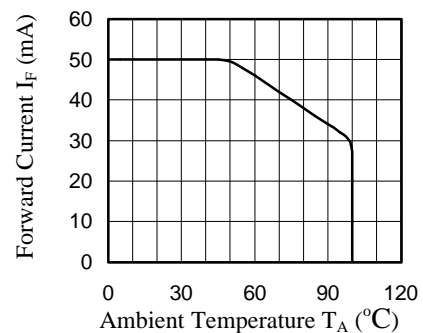


FIG.3 FORWARD CURRENT VS. AMBIENT TEMPERATURE

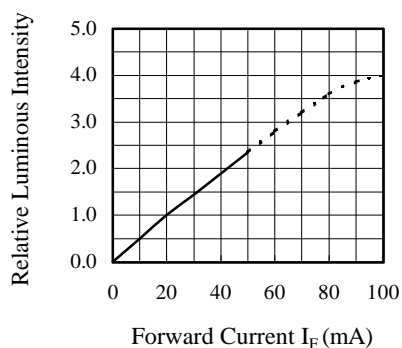


FIG.4 RELATIVE LUMINOUS INTENSITY VS. FORWARD CURRENT

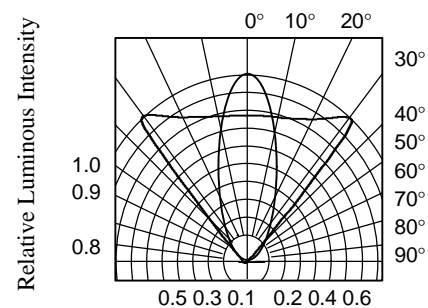


FIG.5 RADIATION DIAGRAM