

VXC5 7 x 5 x 1.1 mm 2 pads


Package Options	C5 = 7 x 5 x 1.1 mm 2 pads
Frequency Range	10 MHz to 100.00 MHz
Standard Frequencies	See Standard Frequency Table
Mode	1 = Fundamental (10 to 40 MHz) 3 = 3 rd Overtone (40 to 100 MHz)
Stability Options	A = ±100 PPM -20°C to +70°C B = ±50 PPM -20°C to +70°C F = ±30 PPM -20°C to +70°C
Load Capacitance	0 = Series Resonant 1 = 16 pF 2 = 20 pF 4 = 18 pF 5 = 10 pF 6 = 30 pF
STD Calibration Tolerance	±30 PPM at +25°C Tolerances to ±10 PPM are available
Equivalent Series Resistance	80Ω Maximum
Shunt Capacitance	7 pF Maximum
Drive Level	10 to 100 uW
Crystal Aging	<5 ppm/1 st year
Standard Packaging	Tape & Reel (1000 pc minimum)
Typical P/N	VXC5-1B2-28M224




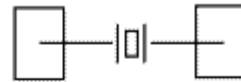
C5 = 7 x 5 x 1.0 mm 2 pads
1 = Fundamental Mode
B = ±50 PPM -20°C to +70°C
2 = 20 pF load

[Generate your own part number!](#)

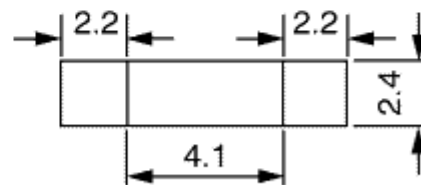
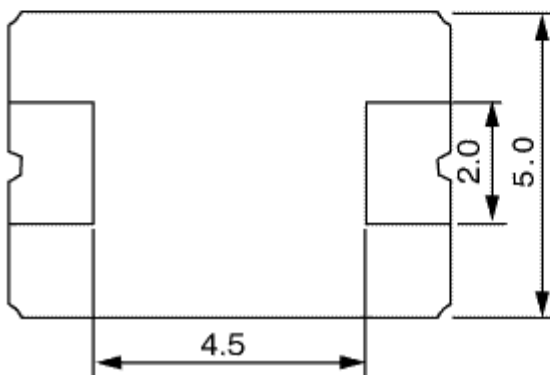
We welcome your custom requests and will issue a custom part number for items that are not listed.



CONNECTIONS



LAND PATTERN (EXAMPLE)



Dimensions in mm.