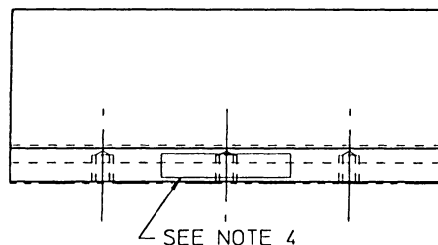
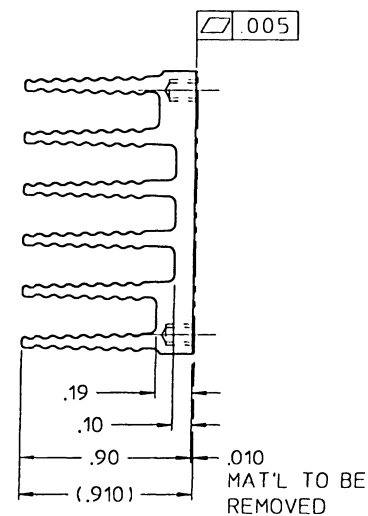
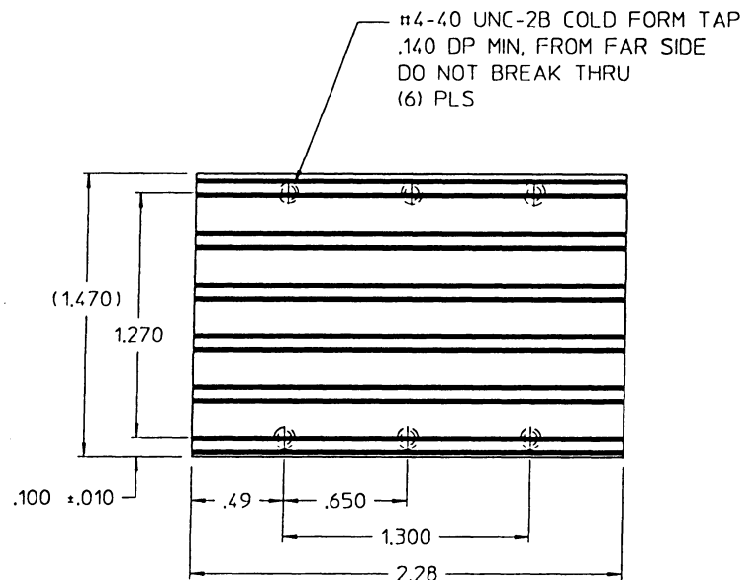


VICOR CONFIDENTIAL

THIS DOCUMENT AND THE DATA DISCLOSED HEREIN OR HEREWITH IS NOT TO BE REPRODUCED, USED, OR DISCLOSED IN WHOLE OR IN PART TO ANYONE WITHOUT PERMISSION OF VICOR CORP.

REV.	DESCRIPTION	DATE	APPROVED
#2	ADDED .010 MAT'L AT RIGHT	DPK 2/12/97	SWN
#3	M3X5 WAS #4-40	DPK 3/4/97	SWN
#4	REVISED DRAWING	JMR 3/6/97	SWN
#5	#4-40 TAP WAS M3X5	DPK 4/22/97	SWN
#6	REVISED NOTE 1	DPK 9/23/97	SWN
#7	FORMAT WAS "B" SIZE. THO DEPTH .120 WAS .120. ADDED FRONT VIEW. MODIFIED NOTES	DPK 9/30/97	SWN
#8	TWO PLACE DIMS WERE THREE	DPK 10/10/97	SWN
#9	(1.470) WAS (1.450). ADDED .010	DPK 12/9/97	SWN



NOTES

1. MAKE FROM VICOR EXTRUSION P/N 15968.
2. REMOVE ALL BURRS AND SHARP EDGES.
3. FINISH: CLEAR CHROMATE.
4. STAMP PART NUMBER AND REVISION USING .15 HIGH CHARACTERS APPROX WHERE SHOWN.

COPY

ORIGINAL
ONLY WHEN STAMPED
IN RED

DRAWN BY		DATE		VICOR	
		2/97			
UNLESS OTHERWISE SPECIFIED DIMENSIONS ARE IN INCHES TOLERANCES ARE					
FRACTIONS DECIMALS ANGLES					
1/16 .01 .1°					
XXX .005					
THIRD ANGLE PROJECTION					
SIZE		TSCM NO		DWG NO	
C 87131				15971	
SCALE		2-1		SHEET 1 OF 1	
DO NOT SCALE DIMENSIONS				REV #9	