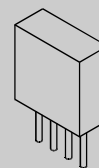


200 V - 1,000 V Single Phase Bridge

1.4 A - 1.5 A Forward Current

70 ns - 3000 ns Recovery Time

1102C - 1110C
1102FC - 1110FC
1102UFC - 1110UFC

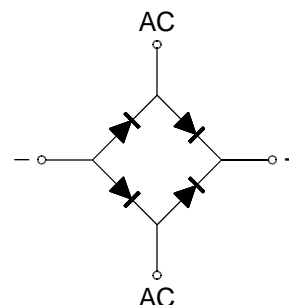
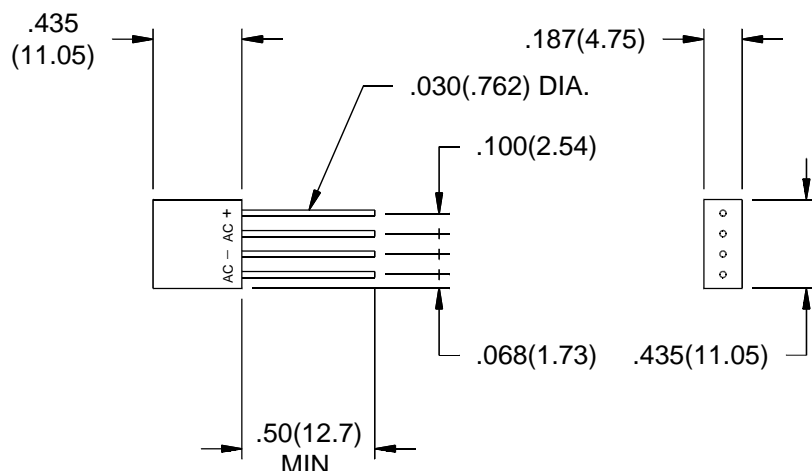


ELECTRICAL CHARACTERISTICS AND MAXIMUM RATINGS

Part Number	Working Reverse Voltage (V _{rw})	Average Rectified Current @TC (I _o)		Reverse Current @ V _{rw} (I _r)		Forward Voltage (V _f)		1 Cycle Surge Current tp=8.3ms (I _{fsm})	Repetitive Surge Current (I _{frm})	Reverse Recovery Time (1) (T _{rr})	Thermal Impd. θ _{J-C}
		55°C	100°C	25°C	100°C	25°C		25°C	25°C	25°C	
	Volts	Amps	Amps	µA	µA	Volts	Amps	Amps	Amps	ns	°C/W
1102C	200	1.5	1.0	1.0	25	1.1	1.0	50	10	3000	22.5
1106C	600	1.5	1.0	1.0	25	1.1	1.0	50	10	3000	22.5
1110C	1000	1.5	1.0	1.0	25	1.1	1.0	50	10	3000	22.5
1102FC	200	1.5	1.0	1.0	25	1.3	1.0	25	6.0	150	22.5
1106FC	600	1.5	1.0	1.0	25	1.3	1.0	25	6.0	150	22.5
1110FC	1000	1.5	1.0	1.0	25	1.3	1.0	25	6.0	150	22.5
1102UFC	200	1.4	0.9	1.0	25	1.7	1.0	25	5.0	70	22.5
1106UFC	600	1.4	0.9	1.0	25	1.7	1.0	25	5.0	70	22.5
1110UFC	1000	1.4	0.9	1.0	25	1.7	1.0	25	5.0	70	22.5

(1)T_{rr} Testing: I_f=0.5A, I_r=1.0A, I_{rr}=0.25A *Op. Temp.= -55°C to +150°C Stg. Temp.= -55°C to +150°C

10



Dimensions: In. (mm) • All temperatures are ambient unless otherwise noted. • Data subject to change without notice.



VOLTAGE MULTIPLIERS INC.
 8711 W. Roosevelt Ave.
 Visalia, CA 93291

TEL 559-651-1402
 FAX 559-651-0740
www.voltagemultipliers.com

1102C - 1110C • 1102FC - 1110FC • 1102UFC - 1110UFC

