

Surface Mount Schottky Barrier Rectifiers

 Lead(Pb)-Free

Features:

- *For Surface Mount Application
- *Metal-Semiconductor Junction With Guardring
- *Epitaxial Construction
- *Very Low Forward Voltage Drop
- *High Current Capability
- *Plastic Material Has UL Flammability Classification 94V-0
- *For Use In Low , And Polarity Protection Applications

Mechanical Data

- *Case : Molded Plastic
- *Polarity :Indicated by cathode band
- *Weight : 0.007 Ounce ,0.21 grams

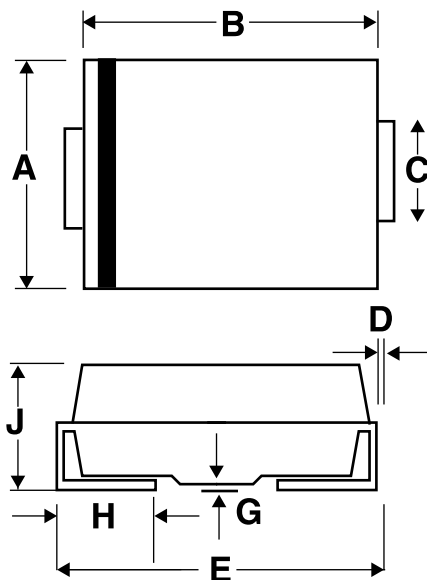
REVERSE VOLTAGE
70 TO 100 VOLTS
FORWARD CURRENT
3.0 AMPERE



SMC(DO-214AB)

SMC Outline Dimension

Unit:mm



SMC		
Dim	Min	Max
A	5.59	6.22
B	6.60	7.11
C	2.75	3.18
D	0.15	0.31
E	7.75	8.13
G	0.10	0.20
H	0.76	1.52
J	2.00	2.62

Maximum Ratings and Electrical Characteristics

Rating 25 °C Ambient Temperature Unless Otherwise Specified.

Single Phase Half Wave, 60Hz , Resistive or Inductive Load.

For Capacitive Load, Derate Current by 20%.

Characteristic	Symbol	B370	B380	B390	B3100	Unit
Maximum Recurrent Peak Reverse Voltage	VRRM	70	80	90	100	V
Maximum RMS Voltage	VRMS	49	56	63	70	V
Maximum DC Blocking Voltage	VDC	70	80	90	100	V
Maximum Average Forward Rectified Current @TC=90°C	IF(AV)	3.0				A
Peak Forward Surge Current, 8.3 ms Single Half Sine-Wave Superimposed on Rated Load (JEDEC Method)	IFSM	100				A
Maximum Instantaneous At 3.0A DC	VF	0.85				V
Maximum DC Reverse Current @Tj=25 °C At Rated DC Blocking Voltage @Tj=100°C	IR	0.5 20				mA
Typical Junction Capacitance (Note 1)	CJ	100				P _F
Typical Thermal Resistance (Note 2)	RθJL	10				°C/W
Operating Temperature Range	TJ	-55 to+125				°C
Storage Temperature Range	TSTG	-55 to+150				°C

NOTES:1.Measured at 1.0MHz applied reverse voltage of 4.0V DC.

2.Thermal Resistance Junction to case.

FIG.1 - FORWARD CURRENT DERATING CURVE

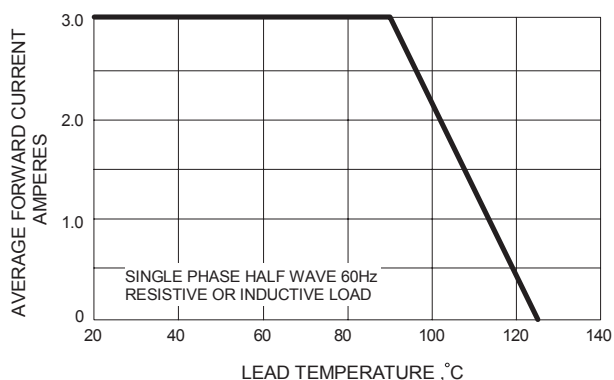


FIG.2 - MAXIMUM NON-REPETITIVE SURGE CURRENT

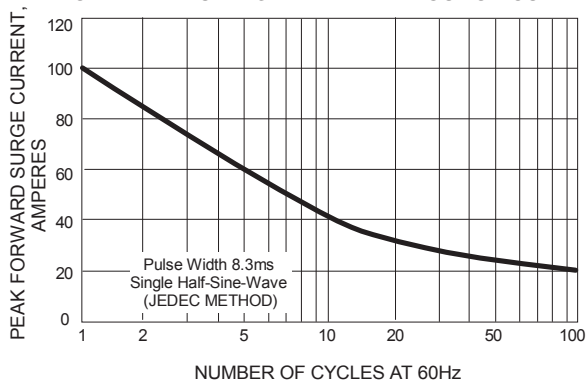


FIG.3 - TYPICAL FORWARD CHARACTERISTICS

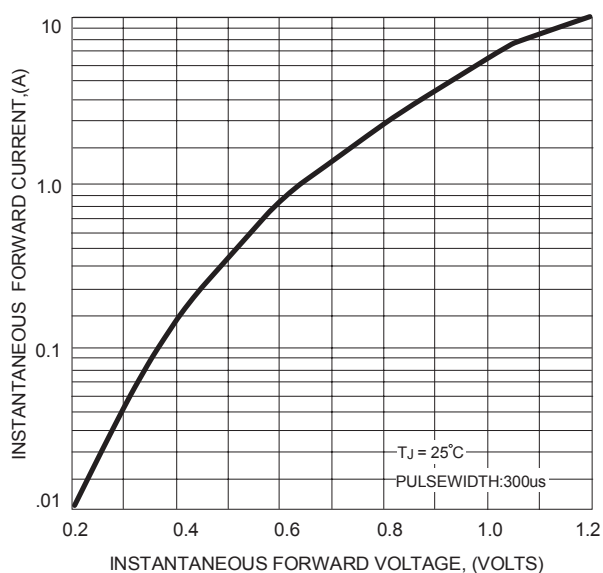


FIG.4 - TYPICAL JUNCTION CAPACITANCE

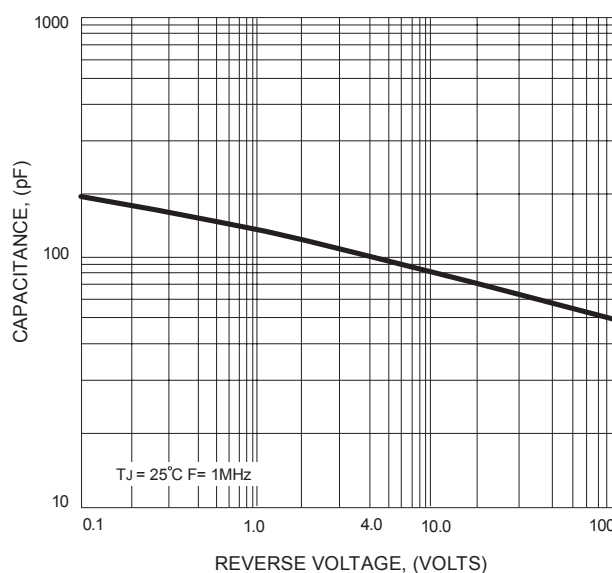


FIG.5 - TYPICAL REVERSE CHARACTERISTICS

