

### Surface Mount Schottky Barrier Diode

 Lead(Pb)-Free

#### Features:

\*Extremely Low  $V_F$ .

\*Very Small Conduction Losses.

\*Schottky Barrier Diodes Encapsulated in SOD-323 Package.

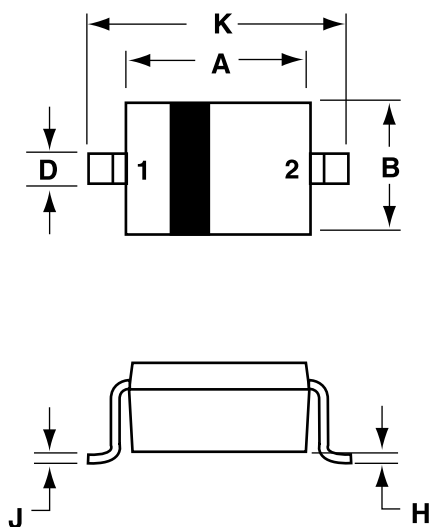
**SCHOTTKY BARRIER  
RECTIFIERS  
100m AMPERES  
40 VOLTS**



**SOD-323**

### SOD-323 Outline Demensions

Unit:mm



Dim	MILLMETERS	
	Min	Max
A	1.60	1.80
B	1.15	1.35
C	0.80	1.00
D	0.25	0.40
E	0.15 REF	
H	0.00	0.10
J	0.089	0.377
K	2.30	2.70

PIN 1.CATHODE  
2.ANODE

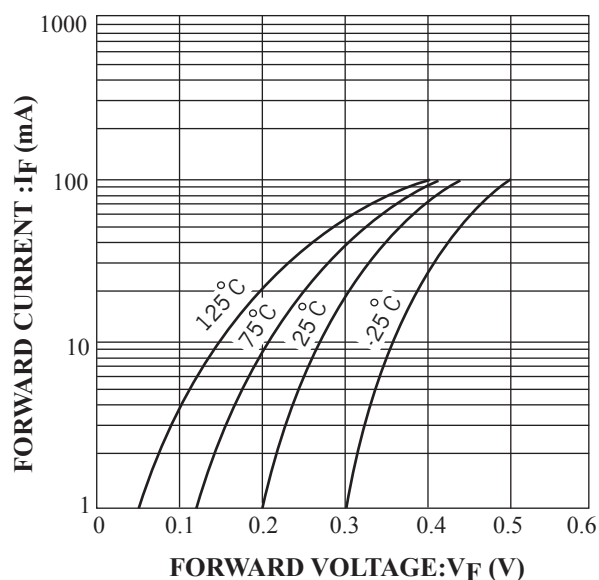
**MAXIMUM RATING**

Characteristics	Symbol	WSD 501H	Unit
Breakdown Voltage	BV	45	Volts
Continuous Reverse Voltage	V <sub>R</sub>	40	Volts
Average Rectified Forward Current	I <sub>O</sub>	100	mAmps
Peak Forward Surge Current (8.3ms1/2 Sine Wave)	I <sub>FSM</sub>	1.0	Amps
Storage Temperature	T <sub>stg</sub>	-40 to+125	°C

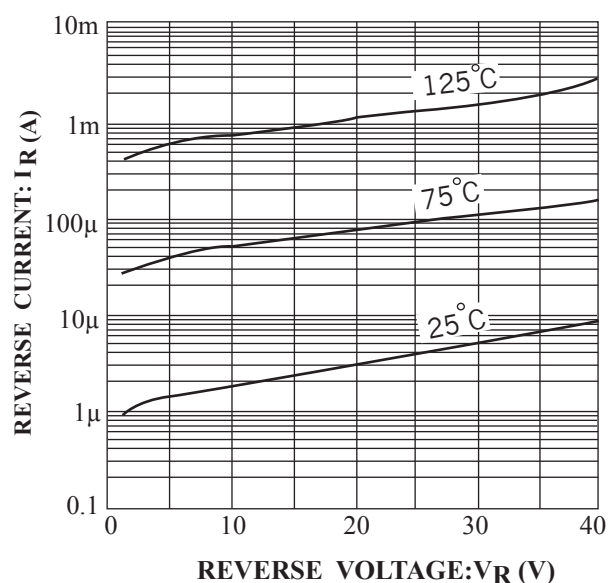
**ELECTRICAL CHARACTERISTICS (T<sub>a</sub>=25 °C)**

Characteristics	Symbol	WSD 501H	Unit
Device Marking		JV	
Maximum Instantaneous Forward Voltage I <sub>F</sub> =100mA	V <sub>F</sub>	0.55	Volts
Maximum Instantaneous Reverse Current (V <sub>R</sub> =10V)	I <sub>R</sub>	30	μAmps
Typical Junction Capacitance (V <sub>R</sub> =10V, f=1MHz)	C <sub>J</sub>	20	Pf

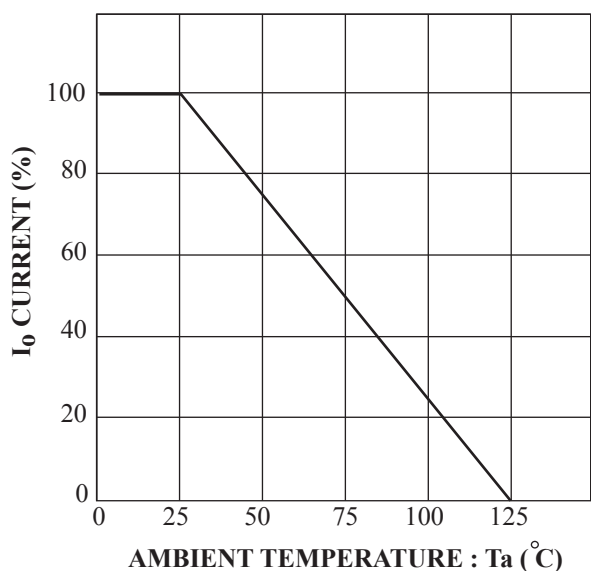
## Electrical characteristics curves ( $T_a=25^{\circ}\text{C}$ unless specified otherwise)



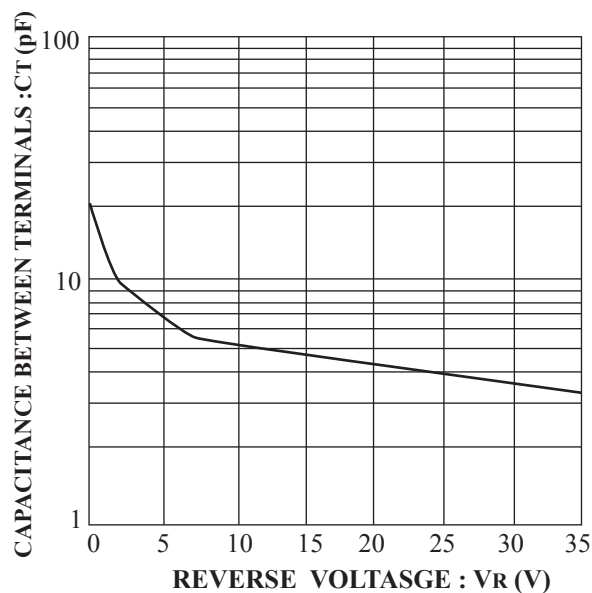
**FIG: 1 Forward characteristics**



**Fig.2 Reverse characteristics**



**Fig. 4 Derating curve  
(mounting on glass epoxy PCBs)**



**Fig.3 Capacitance between  
terminals characteristics**