

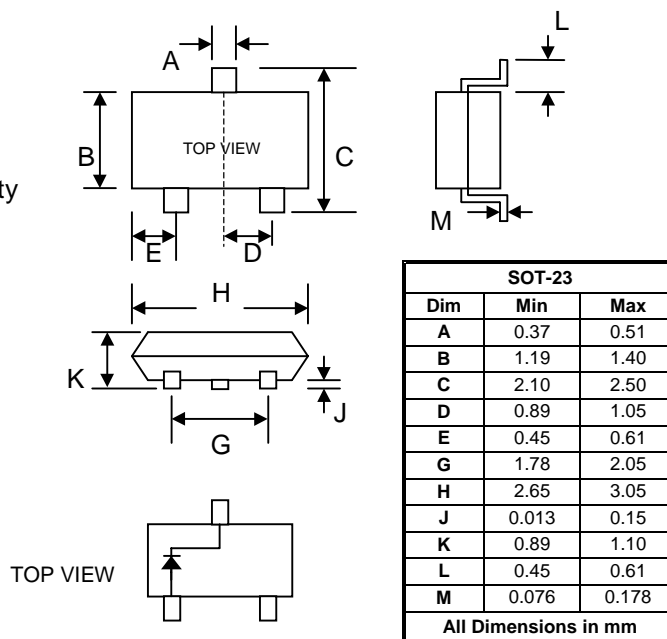
## SURFACE MOUNT FAST SWITCHING DIODE

### Features

- High Conductance
- Fast Switching
- Surface Mount Package Ideally Suited for Automatic Insertion
- For General Purpose and Switching
- Plastic Material – UL Recognition Flammability Classification 94V-O

### Mechanical Data

- Case: SOT-23, Molded Plastic
- Terminals: Plated Leads Solderable per MIL-STD-202, Method 208
- Polarity: See Diagram
- Weight: 0.008 grams (approx.)
- Mounting Position: Any
- Marking: A6



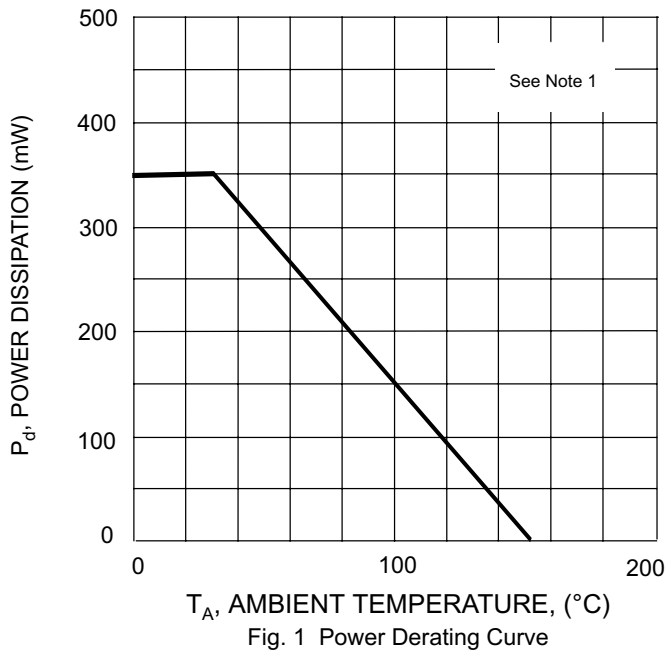
### Maximum Ratings @T<sub>A</sub>=25°C unless otherwise specified

Characteristic	Symbol	Value	Unit
Non-Repetitive Peak Reverse Voltage	V <sub>RM</sub>	100	V
Peak Repetitive Reverse Voltage Working Peak Reverse Voltage DC Blocking Voltage	V <sub>RRM</sub> V <sub>RWM</sub> V <sub>R</sub>	75	V
Forward Continuous Current (Note 1)	I <sub>F</sub>	300	mA
Average Rectified Output Current (Note 1)	I <sub>O</sub>	200	mA
Peak Forward Surge Current (Note 1) @ t < 1.0μs	I <sub>FSM</sub>	2.0	A
Power Dissipation (Note 1)	P <sub>d</sub>	350	mW
Typical Thermal Resistance, Junction to Ambient Air (Note 1)	R <sub>θJA</sub>	357	°C/W
Operating and Storage Temperature Range	T <sub>j</sub> , T <sub>STG</sub>	-65 to +150	°C

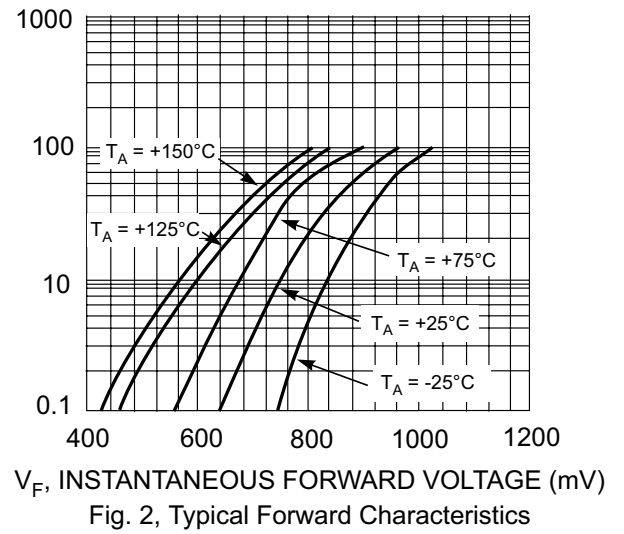
### Electrical Characteristics @T<sub>A</sub>=25°C unless otherwise specified

Characteristic	Symbol	Min	Max	Unit	Test Condition
Reverse Breakdown Voltage	V <sub>(BR)R</sub>	75	—	V	@ I <sub>RS</sub> = 100μA
Forward Voltage	V <sub>F</sub>	—	0.855	V	@ I <sub>F</sub> = 10mA
Reverse Leakage Current	I <sub>R</sub>	—	1.0	μA	@ V <sub>R</sub> = 75V
Junction Capacitance	C <sub>j</sub>	—	2.0	pF	V <sub>R</sub> = 0V, f = 1.0MHz
Reverse Recovery Time	t <sub>rr</sub>	—	6.0	nS	I <sub>F</sub> = I <sub>R</sub> = 10mA, I <sub>RR</sub> = 0.1 x I <sub>R</sub> , R <sub>L</sub> = 100Ω

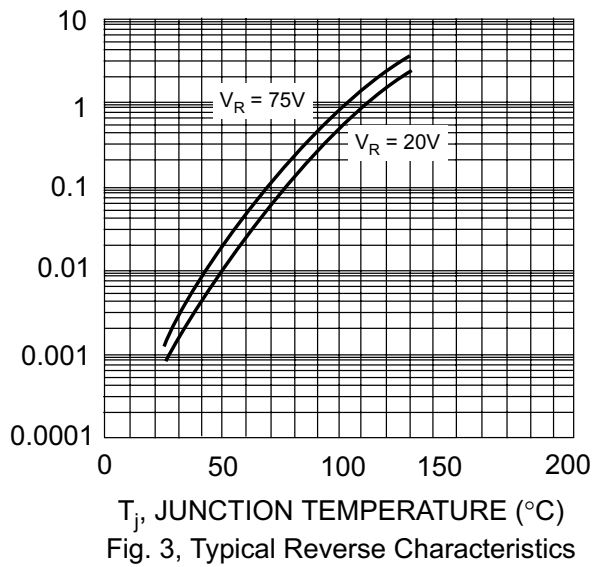
Note: 1. Device mounted on fiberglass substrate 40 x 40 x 1.5mm.



$I_F$ , INSTANTANEOUS FORWARD CURRENT (mA)



$I_F$ , INSTANTANEOUS FORWARD CURRENT ( $\mu\text{A}$ )



## ORDERING INFORMATION

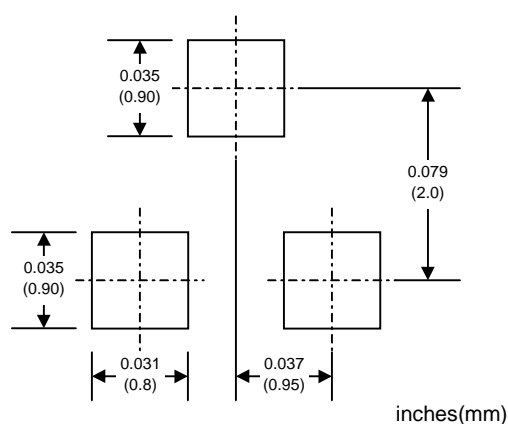
Product No. ♦	Package Type	Shipping Quantity
<b>BAS16-T1</b>	SOT-23	3000/Tape & Reel
BAS16-T3	SOT-23	10000/Tape & Reel

Products listed in **bold** are WTE **Preferred** devices.

♦T1 suffix refers to a 7" reel. T3 suffix refers to a 13" reel.

Shipping quantity given is for minimum packing quantity only. For minimum order quantity, please consult the Sales Department.

## RECOMMENDED FOOTPRINT



Won-Top Electronics Co., Ltd (WTE) has checked all information carefully and believes it to be correct and accurate. However, WTE cannot assume any responsibility for inaccuracies. Furthermore, this information does not give the purchaser of semiconductor devices any license under patent rights to manufacturer. WTE reserves the right to change any or all information herein without further notice.

**WARNING:** DO NOT USE IN LIFE SUPPORT EQUIPMENT. WTE power semiconductor products are not authorized for use as critical components in life support devices or systems without the express written approval.

### Won-Top Electronics Co., Ltd.

No. 44 Yu Kang North 3rd Road, Chine Chen Dist., Kaohsiung, Taiwan

**Phone:** 886-7-822-5408 or 886-7-822-5410

**Fax:** 886-7-822-5417

**Email:** sales@wontop.com

**Internet:** <http://www.wontop.com>

*We power your everyday.*