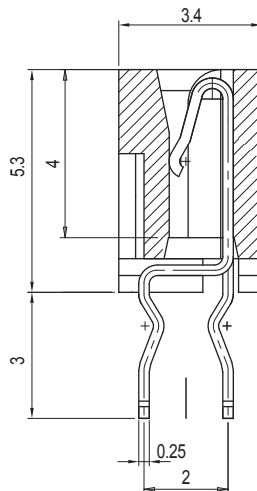
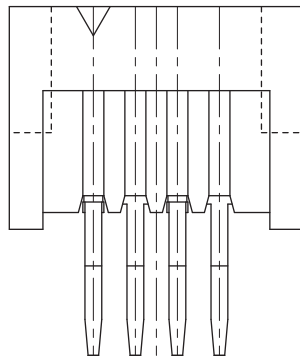
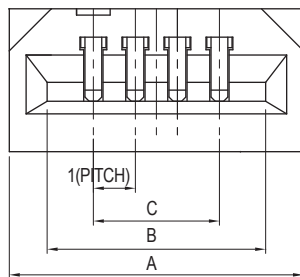
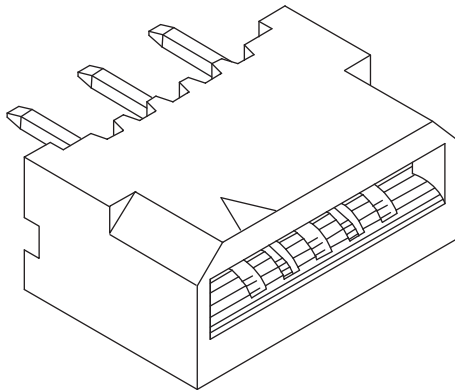


# 1.00mm (0.039") PITCH CONNECTOR

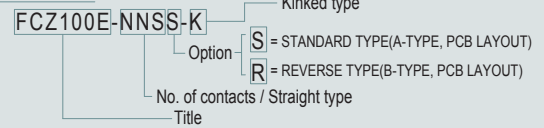


**FPC/FFC Connector  
Housing**

**FCZ100E-SSK Series**  
**DIP, NON-ZIF(VERTICAL Through Hole)**  
**Straight**



## PARTS NO.



## Material

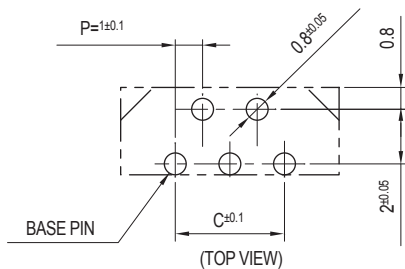
I/NO	DESCRIPTION	TITLE	MATERIAL
1	HOUSING	FCZ100E-NNRS-K	PBT, UL 94V Grade
2	TERMINAL		Phosphor Bronze & Tin plated

## Available Pin

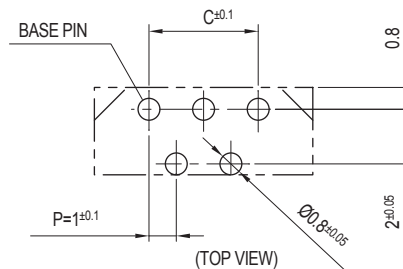
PARTS NO.	A	B	C
FCZ100E-04SS-K	7.0	5.0	3.0
FCZ100E-05SS-K	8.0	6.0	4.0
FCZ100E-06SS-K	9.0	7.0	5.0
FCZ100E-07SS-K	10.0	8.0	6.0
FCZ100E-08SS-K	11.0	9.0	7.0
FCZ100E-09SS-K	12.0	10.0	8.0
FCZ100E-10SS-K	13.0	11.0	9.0
FCZ100E-11SS-K	14.0	12.0	10.0
FCZ100E-12SS-K	15.0	13.0	11.0
FCZ100E-13SS-K	16.0	14.0	12.0
FCZ100E-14SS-K	17.0	15.0	13.0
FCZ100E-15SS-K	18.0	16.0	14.0
FCZ100E-16SS-K	19.0	17.0	15.0
FCZ100E-17SS-K	20.0	18.0	16.0
FCZ100E-18SS-K	21.0	19.0	17.0
FCZ100E-19SS-K	22.0	20.0	18.0
FCZ100E-20SS-K	23.0	21.0	19.0
FCZ100E-21SS-K	24.0	22.0	20.0
FCZ100E-22SS-K	25.0	23.0	21.0
FCZ100E-23SS-K	26.0	24.0	22.0
FCZ100E-24SS-K	27.0	25.0	23.0
FCZ100E-25SS-K	28.0	26.0	24.0
FCZ100E-26SS-K	29.0	27.0	25.0
FCZ100E-27SS-K	30.0	28.0	26.0
FCZ100E-28SS-K	31.0	29.0	27.0
FCZ100E-29SS-K	32.0	30.0	28.0
FCZ100E-30SS-K	33.0	31.0	29.0
FCZ100E-32SS-K	35.0	33.0	31.0

## Specification

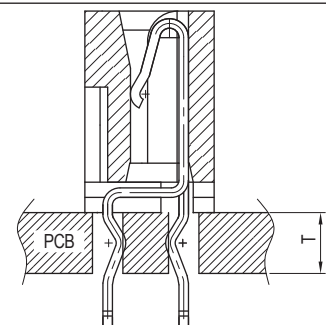
ITEM	SPEC
Voltage Rating	AC/DC 50V
Current Rating	AC/DC 0.5A
Operating Temperature	-25°C ~ +85°C
Contact Resistance	30mΩ MAX
Withstanding Voltage	AC500V/1min
Insulation Resistance	100MΩ MIN
Applicable Wire	-
Applicable P.C.B	1.2 ~ 1.6mm
Applicable FPC/FFC	0.30±0.05mm
Solder Height	-
Crimp Tensile Strength	-
UL FILE NO	-



P.C.B. LAY-OUT(A-TYPE)



P.C.B. LAY-OUT(B-TYPE)



PCB ASS'Y