

The SP8402 is a very low phase noise divider which divides by powers of two. The S0, S1, S2 data inputs select the division ratio in the range 2^1 to 2^8 . Special circuits techniques have been used to reduce the phase noise considerably below that produced by standard dividers. The data inputs are CMOS or TTL compatible.

The SP8402 is packaged in a 28 pin plastic SO package to be compatible with the SP8400 and SP8401 devices.

FEATURES

- Very low Phase Noise (Typically -155 to 160dBc/Hz at 1kHz offset)
- Supply Voltage 5V

ABSOLUTE MAXIMUM RATINGS

Supply Voltage	6.5V
Output Current	20mA
Storage Temperature Range	-55°C to +125°C
Maximum Clock Input Voltage	2.5V p-p

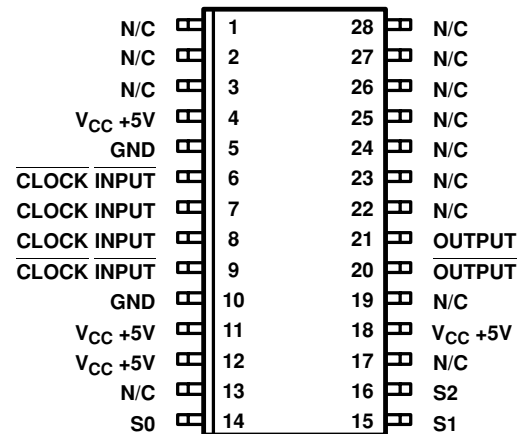
DS3738

ISSUE 2.1

March 1994

Ordering Information

SP8402 KG MPES (Commercial Grade)



MP28

Fig.1 Pin connections - top view

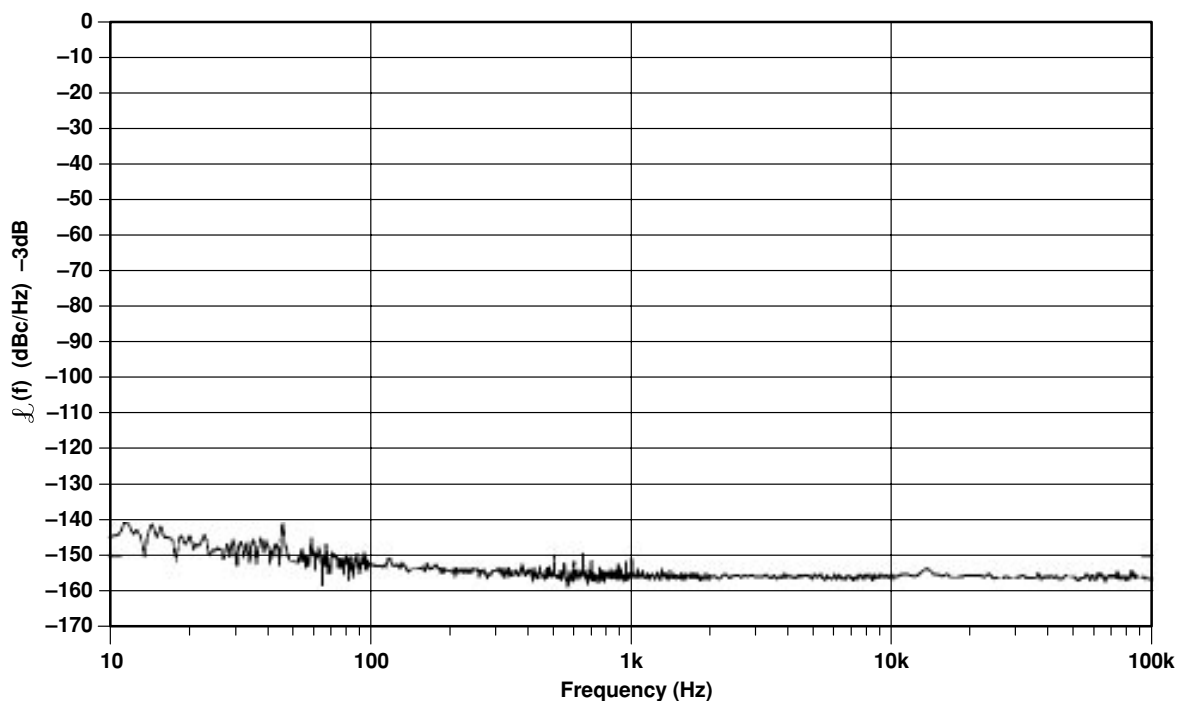


Fig.2 Typical single sideband phase noise measured at 768MHz

ELECTRICAL CHARACTERISTICS

Guaranteed over: Supply voltage $V_{CC} = +4.75V$ to $+5.25V$ Temperature $T_{amb} = -10^{\circ}C$ to $+75^{\circ}C$
Tested at $+4.75V$ and $+5.25V$ at $T_{amb} = +25^{\circ}C$

Characteristic	Pin	Value			Units	Conditions
		Min.	Typ.	Max.		
Supply current	4, 11, 12, 18	82	92	102	mA	Output loaded with 300R See Fig.5 p-p @ 1.4GHz input ÷ 256 mode outputs loaded with 330R See Fig.5 RMS Sine wave into 50 Ohms (dBm equivalent) See Fig.3
Output voltage swing	20, 21	320	410		mV	
Input sensitivity 200MHz to 1.5GHz	7, 8			140 (-4)	mV dBm	
Data Inputs						
Logic high voltage		2.2			V	5V Data input voltage
Low low voltage				0.8	V	
Input current				180	µA	

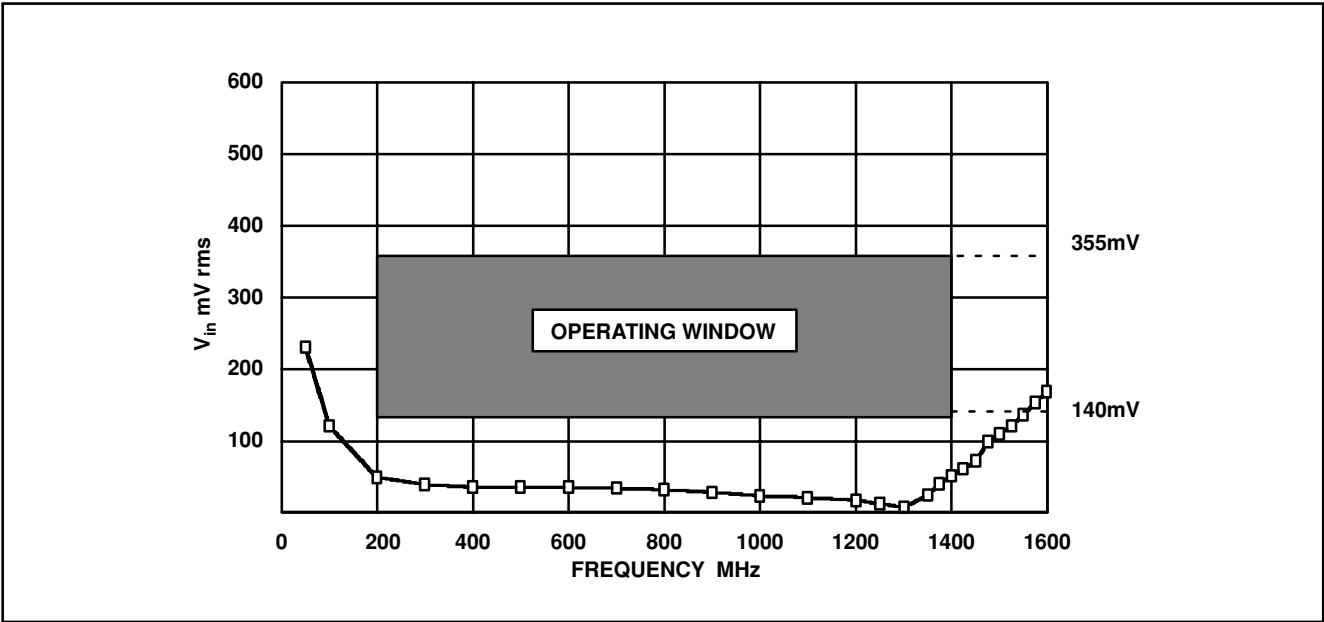


Fig.3 Typical input sensitivity

S0	S1	S2	DIVISION RATIO
L	L	L	2
H	L	L	4
L	H	L	8
H	H	L	16
L	L	H	32
H	L	H	64
L	H	H	128
H	H	H	256

Fig.4 Truth table

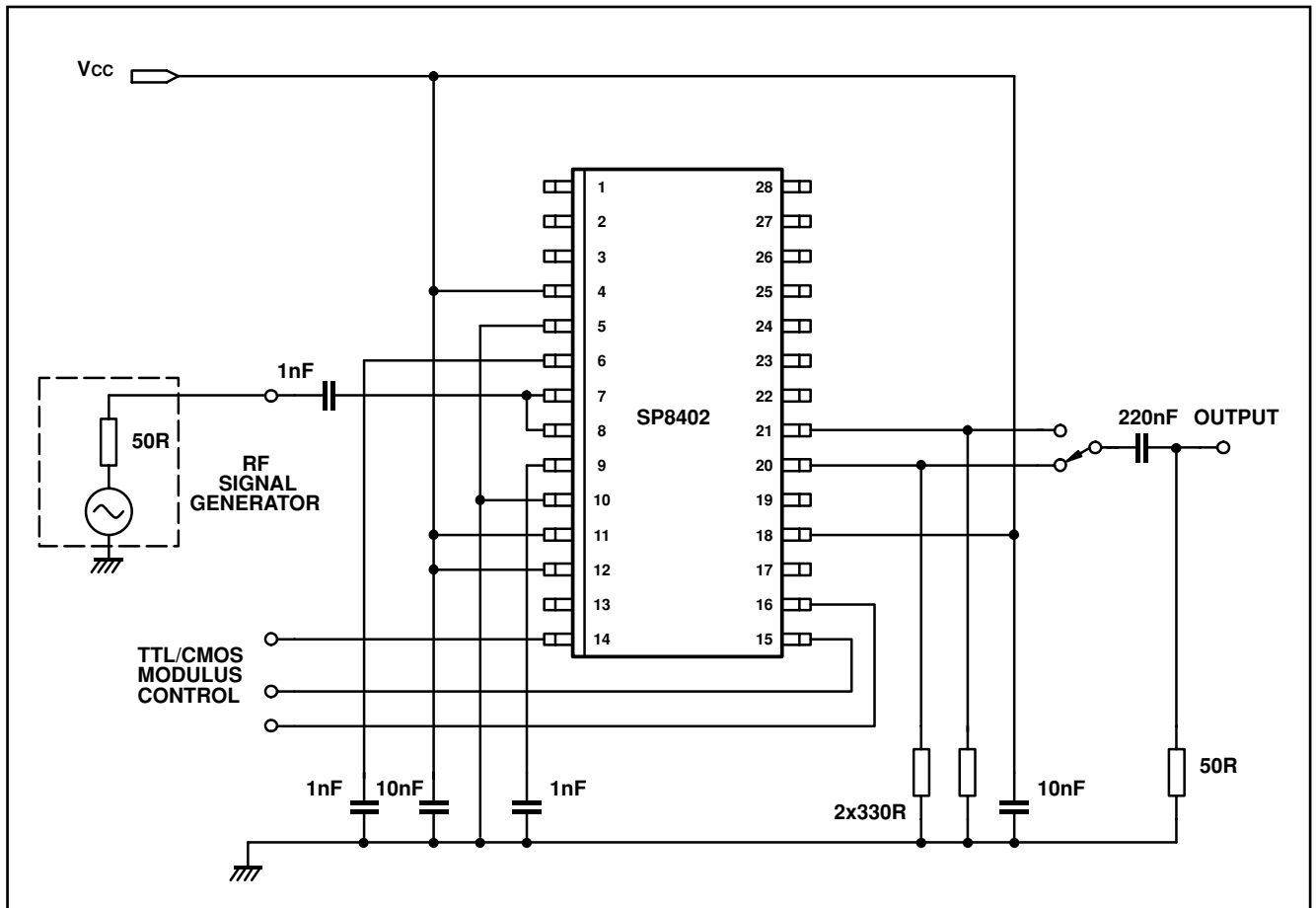


Fig.5 Test circuit

SP8402

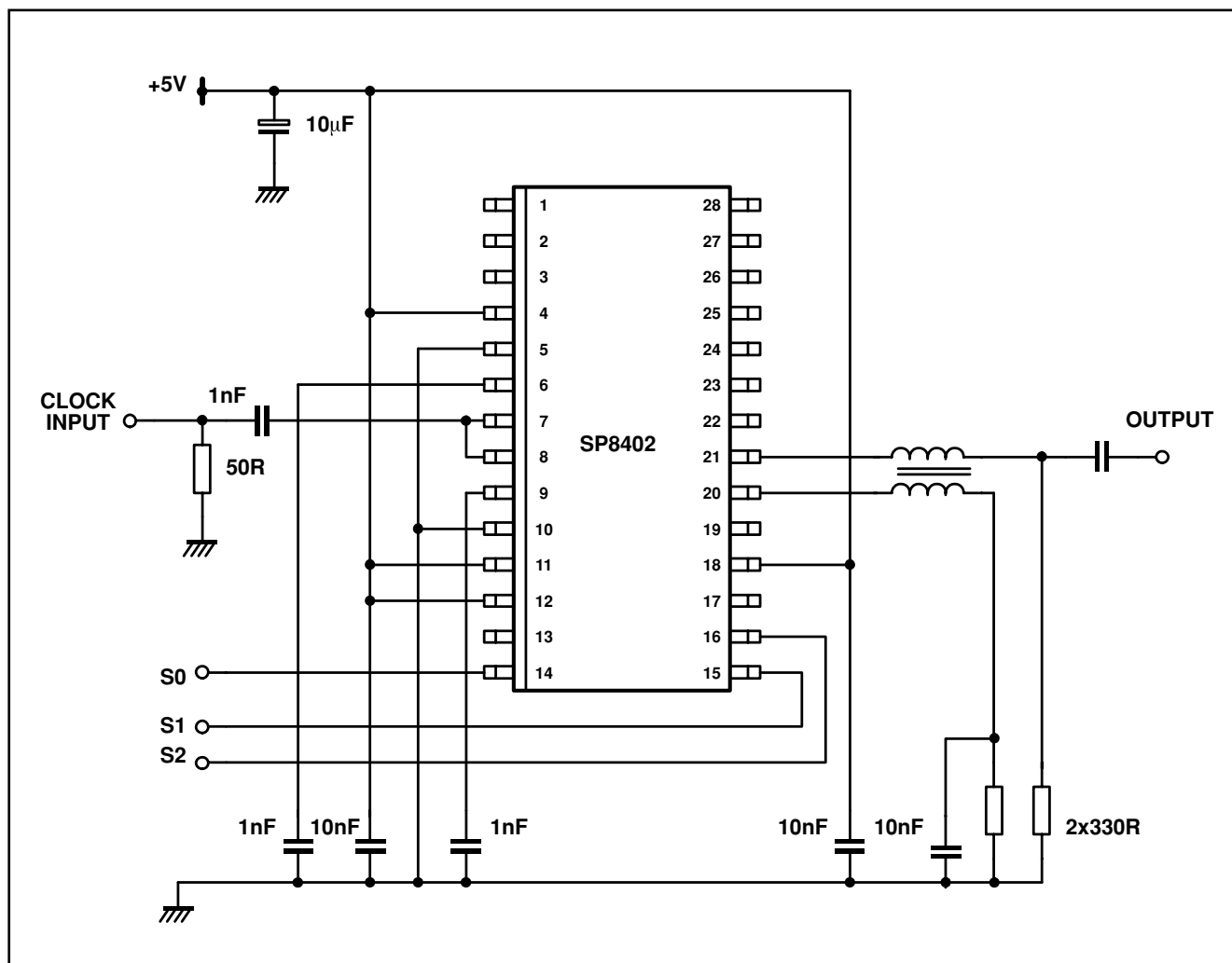


Fig.5 Typical application combining output to increase signal and retain low phase noise



**For more information about all Zarlink products
visit our Web Site at
www.zarlink.com**

Information relating to products and services furnished herein by Zarlink Semiconductor Inc. trading as Zarlink Semiconductor or its subsidiaries (collectively "Zarlink") is believed to be reliable. However, Zarlink assumes no liability for errors that may appear in this publication, or for liability otherwise arising from the application or use of any such information, product or service or for any infringement of patents or other intellectual property rights owned by third parties which may result from such application or use. Neither the supply of such information or purchase of product or service conveys any license, either express or implied, under patents or other intellectual property rights owned by Zarlink or licensed from third parties by Zarlink, whatsoever. Purchasers of products are also hereby notified that the use of product in certain ways or in combination with Zarlink, or non-Zarlink furnished goods or services may infringe patents or other intellectual property rights owned by Zarlink.

This publication is issued to provide information only and (unless agreed by Zarlink in writing) may not be used, applied or reproduced for any purpose nor form part of any order or contract nor to be regarded as a representation relating to the products or services concerned. The products, their specifications, services and other information appearing in this publication are subject to change by Zarlink without notice. No warranty or guarantee express or implied is made regarding the capability, performance or suitability of any product or service. Information concerning possible methods of use is provided as a guide only and does not constitute any guarantee that such methods of use will be satisfactory in a specific piece of equipment. It is the user's responsibility to fully determine the performance and suitability of any equipment using such information and to ensure that any publication or data used is up to date and has not been superseded. Manufacturing does not necessarily include testing of all functions or parameters. These products are not suitable for use in any medical products whose failure to perform may result in significant injury or death to the user. All products and materials are sold and services provided subject to Zarlink's conditions of sale which are available on request.

Purchase of Zarlink's I²C components conveys a licence under the Philips I²C Patent rights to use these components in an I²C System, provided that the system conforms to the I²C Standard Specification as defined by Philips.

Zarlink, ZL and the Zarlink Semiconductor logo are trademarks of Zarlink Semiconductor Inc.

Copyright 2003, Zarlink Semiconductor Inc. All Rights Reserved.

TECHNICAL DOCUMENTATION - NOT FOR RESALE
