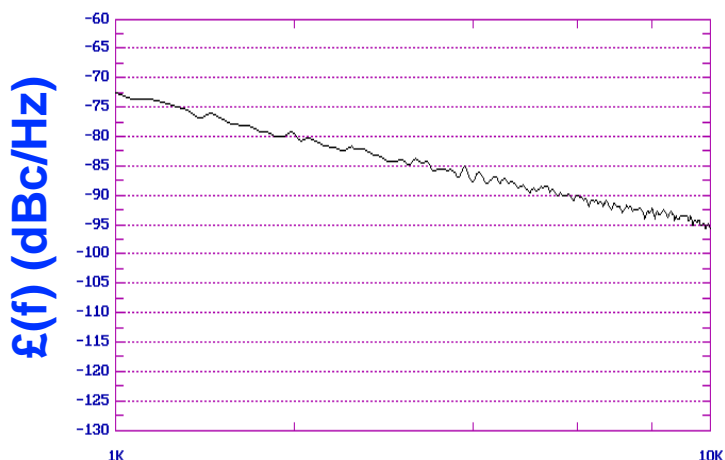


PHASE NOISE (1 Hz BW, typical)



OFFSET (Hz)

FEATURES
<ul style="list-style-type: none"> • Frequency Range: 2400 - 2485 MHz • Tuning Voltage: 0.7-4.2 Vdc • MINI-14H-L - Style Package
APPLICATIONS
<ul style="list-style-type: none"> • WLAN • Broadcast Systems • Mobile Communication Systems

PERFORMANCE SPECIFICATIONS	VALUE	UNITS
Oscillation Frequency Range	2400 - 2485	MHz
Phase Noise @ 10 kHz offset (1 Hz BW, typ.)	-97	dBc/Hz
Harmonic Suppression (2nd, typ.)	-20	dBc
Tuning Voltage	0.7-4.2	Vdc
Tuning Sensitivity (avg.)	56	MHz/V
Power Output	5±2	dBm
Load Impedance	50	Ω
Input Capacitance (max.)	50	pF
Pushing	<2	MHz/V
Pulling (14 dB Return Loss, Any Phase)	<15	MHz
Operating Temperature Range	-40 to 85	°C
Package Style	MINI-14H-L	

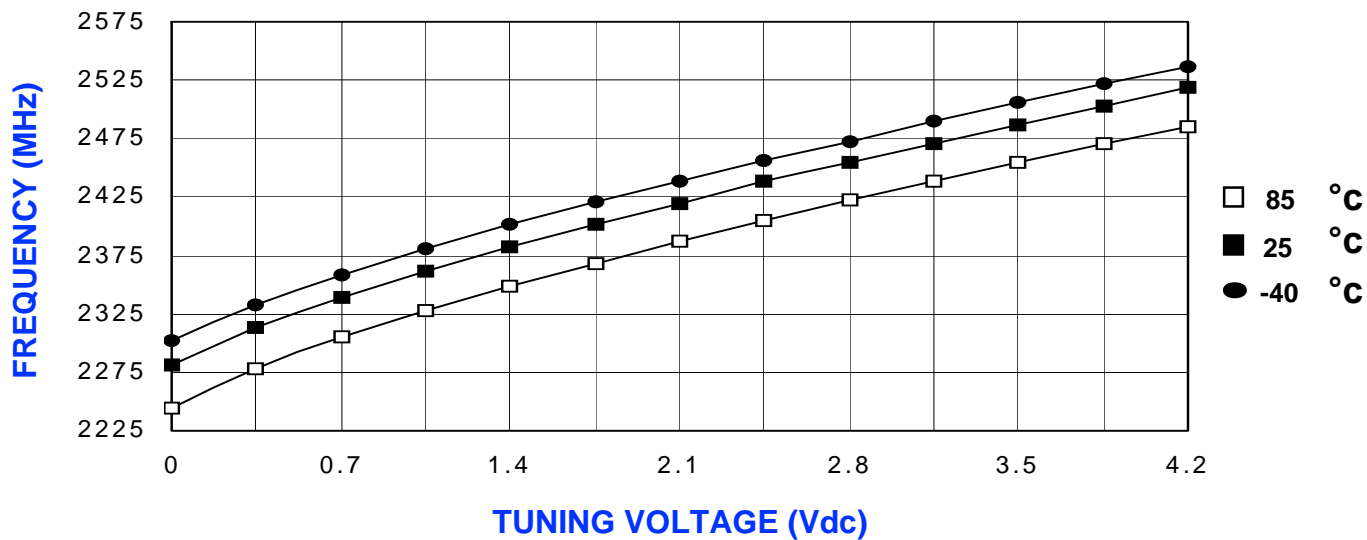
POWER SUPPLY REQUIREMENTS		
Supply Voltage (Vcc, nom.)	5	Vdc
Supply Current (Icc, typ.)	15	mA

All specifications are typical unless otherwise noted and subject to change without notice.

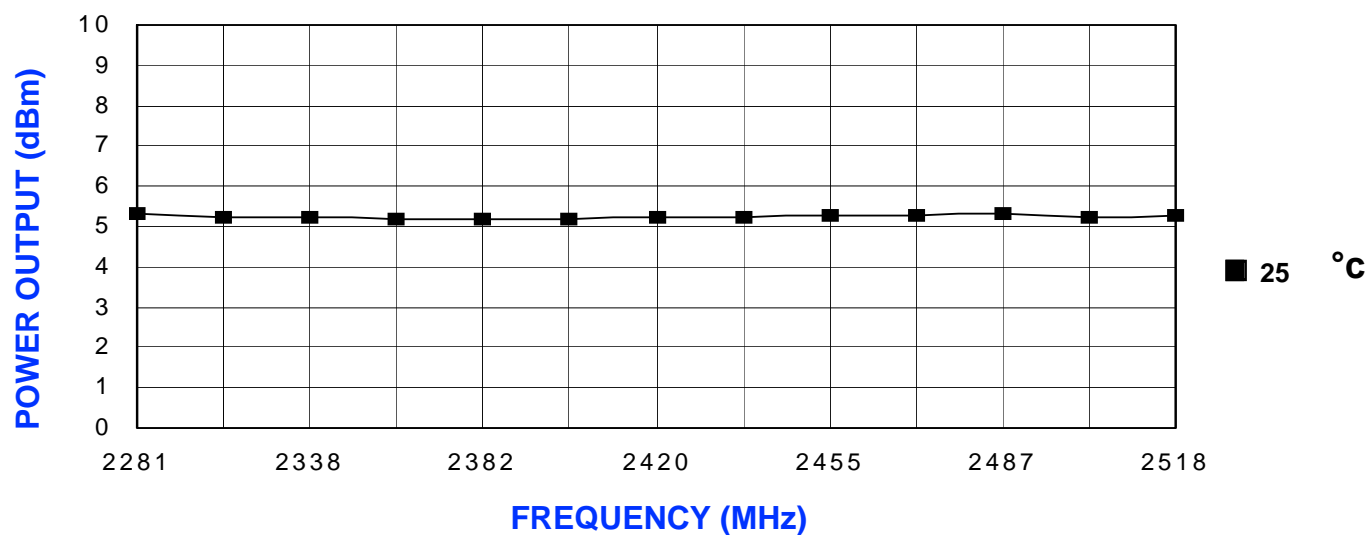
APPLICATION NOTES
<ul style="list-style-type: none"> • AN-100/1 : Mounting and Grounding of VCOs • AN-102 : Proper Output Loading of VCOs • AN-107 : How to Solder Z-COMM VCOs

NOTES:

TUNING CURVE, typ.



POWER CURVE, typ.



PHYSICAL DIMENSIONS

